

Northern Lights

September 2024



A Publication of North Cities Quilt Guild

Monday, September 23rd
Meeting begins at 6:30pm

Presidents Message

To All the Ladies and Gentlemen that keep this guild like a well-oiled machine. I SAY "THANK YOU"!

I am very thankful for the expertise and dedication of everyone that helps keep this guild working. We are a community organization that brings together individuals with a shared passion for quilting. North Cities Quilt Guild is celebrating 28 years of fellow quilters meeting and sharing their common interest. Twenty (20) of those charter members are still active members. Membership today is 102 men and women. Payment for membership is due this month, see Debi Hanna.

In 1996 Jane Adams was instrumental in establishing the North Cities Quilt Guild. Jane was the featured quilter in 2013 for North Cities Quilt Guild Show "So Much to be Thankful For". Jane opened the Calico House in Yorba Linda, California in 1981 with her friend Janice Blackwell, and her daughter Cari. Jane had a passion for teaching and loved her store dearly. After selling the store to Denise Bell, Denise said, "Jane would come to the store and get behind the desk and cut and sell fabric". Jane was a teacher at Calico House at the Rose Drive and Imperial Highway, Placentia. She continued teaching until closure in 2015. Jane continued to quilt with a group of ladies one Saturday a month at the Yorba Linda Masonic Lodge. There were about 30 ladies quilting in her honor this month, September 7, 2024.

It is with a sad heart that I share with you that on September 1, 2024, Jane began quilting her heavenly treasures.

(son) John Adams 4742 Plumosa Drive, Yorba Linda California 92886

Jill Patterson, Parliamentarian will be available to address any questions to the Bylaws, so have your questions, We are having installation of new officers. On a happier note, we are having an ice cream social event.

Thankful for the air temperature cooling down. Now if the rains come, the smoky smells would settle down. Something to look forward to "all fall down".



Dates to Remember

- September 23rd—
Guild Meeting



Philanthropy

I would like to take this issue of the newsletter to congratulate all of you for your robust contributions to the philanthropy efforts this year. It takes so many people to make this happen. Below are the persons directly responsible for a number of the “tasks” that continue each year behind the scenes.

Rita Jones: responsible for many of the philanthropy activities, fabric sale, philanthropy sew days, donations to the guild, quilt kit coordination, coordination of the quilt tops-batting-backs to the long arm quilters, coordinates the Quilts of Valor, opens her home to all of us to sew, long arm quilting, distribution of quilts and clothing.

Tammy Messmann: responsible for the pillowcase kits and coordination of fabric for those kits.

Linda Boyle: responsible for the Christmas stocking kits and distribution.

Eva Shimamura: coordinates the binding for the quilts that have been quilted

Vicki Johns: distribution of quilts and one of our long arm quilters

Tina Hawbaker, Shelly McGuine, Helene Born: Long arm group that keeps our quilts moving to the donation centers.

Phyllis Beam: coordinates the scrapes of batting into pieces we can use for various projects. Also one of our long arm quilters.

Jill Ellert: coordinates the backings for each of the quilt tops for the long arm people.

Paulette Fletcher: coordinates the donation centers, keeps track of the number of quilts and other items that are donated, accepts donations of fabric and notions, distribution of quilts, maintains the guilds relationship with the donation centers, makes the placemat kits, writes the newsletter, and participates in all philanthropy activities and sew days.

MARK your calendars: the next sew-in is Thursday September 26 from 10AM to 3 PM
Yorba Linda Presbyterian church: 19301 E Yorba Linda Blvd, Yorba Linda.

Future dates: Oct 24, Nov 21, 2024. Jane 23, 2025, Feb 27, Mar 27, April 24, May 22, June 26, July 24, Aug 28, Sept 25.

We have all kinds of projects for you to choose from – all the way from complete quilt kits – to simple strip kits and adding borders to an existing quilt to make it larger in size. Come when you can – leave when you must. BRING YOUR LUNCH and your sewing supplies.

Fabric Sale: the fabric sale will be in February 2025. Seems like a long way off but there are some things we need to ask of you. If you are going through your stash and other items related to quilting and sewing and you want to part with anything please start bringing it to the next meetings. We will be collecting this items. Remember all fabric needs to be at least a fat quarter. If you have scraps- lets talk. Thank you all.

Donations and Completed projects from members:

Please sign in when you turn in a project so we can celebrate you!

Jill Ellert	Janice Ansel	Dona Willson	Pat Melton
Anna Lee	Delores Gilbert	Shelly McGuine	Mary Lou Ripper
Joanne Allen	Christine Pele	Fran Mathews	Mary Fitzgerald
Becky Sproal	Vicky Johns	Linda Boyle	Eva Sim
Kath Finch	Debbi Hanna	Tina Hawbecker	Phyllis Beam



Christmas Stockings: Linda Boyle will be providing stocking kits at the each of the guild meetings. Each kit contains the makings for 4 stockings and instructions. Each time you turn in the kit with the completed stockings you will be entered into a raffle for a prize. The prizes will be drawn quarterly. If you make stockings with your own supplies you will also be entered into the raffle. The goal this year is 350 stockings.

Wants and Needs: Donations of flannel. We are taking fabric donations: 100% cotton material, batting, completed quilt kits, precuts, quilting tools and supplies, fleece, orphan blocks.

Batting donations: small and large pieces.

Yarn: please bring to the guild meeting any yarn you may have that you would like to donate Long arm or domestic quilters: to finish these wonderful quilt tops.

Thanks to all of you from:

Paulette, Rita, Tammy and Linda

When summer is gone
Where will we be..
Eating ice cream
With North Cities Quilt Bee

Join us at our September meeting (6:30)
when we say goodbye to Summer & our Current Board Members

Welcome Fall Y'all &
our New Board Members

Let's celebrate with an Old Fashion Ice Cream Root Beer Float Social
Root Beer and Diet Root Beer will be provided.
(Please feel free to bring your favorite fizzy Soft drink if you prefer)



Special opportunity Autumn baskets, quilts, wall hangings,
table runners will make this an extra special event
Table reservations for parties of 6-8 (contact Susan)

We're Having a Party & Everyone is Invited



Let's Get Ready To **MINGLE!**
Nothin Says Lovin
Like Somethin From The Oven



DATE: November 25, 2024

TIME: 6:30 Mingle Begins

PLACE: Placentia Presbyterian Church, 849 N. Bradford,
Placentia

ATTIRE: Adorn yourself with Gingerbread (man/woman/house) in mind. (Tacky works). Yes, there will be a **PRIZE** for the **BEST DRESSED**.

POT LUCK (by Alphabet Please): A-E: Desserts, F-P: Appetizers/Salads, R-Z: Main Course, H2O Provided.

DOOR PRIZES: Yes, we have door prizes and you & your guests can win.


OPPORTUNITY ITEMS: We have baskets for quilters and non-quilters. We have Quilts, table runners, toppers & wall hangings too. We have a lot of great stuff that you can win if you attend. (Any Guild members may contribute basket items in Sep & Oct. Please contact Joanne or Susan).

MOST IMPORTANT: Bring your friends, your family, strangers (as many as you want). Holidays are coming and we have great stuff they can win.

(Reserve your table for parties of 6-8, contact Susan)

September BOM Coronation

Turn in at the October meeting.
Makes a 12 " block




Cutting:

Color 1 DARK: one 7" x 14" strip

Color 2 Contrast: one 2-3/8" x 11-7/8" strip AND one 2" x 16" strip

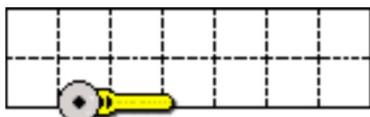
Color 3 Light: 4" x 14" strip AND one 7" x 13" strip AND one 2" x 14" strip AND one 2-3/8" x 11-7/8" strip



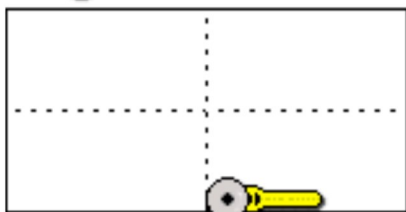
cutting the Color 1 7" x 14" strip into eight 3-1/2" square



cut the Color 2 2" x 16" strip into eight 2" squares...



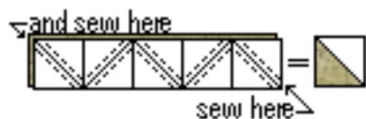
Cut the Color 3 4" x 14" strip into fourteen 2" squares.



Cut the Color 3 7" x 13" strip into four 3-1/2" x 6-1/2" rectangles.

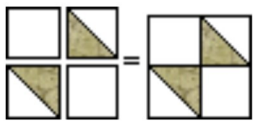


Cut the Color 3 2" x 14" strip into four 2" x 3-1/2" rectangles..

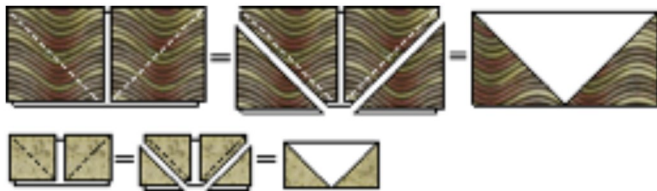


speed piece the half squares, by stacking the Color 2 and Color 3 2-3/8" x 11-7/8" strips, right sides together and all edges aligned. On the back of the top strip, lightly mark the 2-3/8" square lines and mark the diagonals in the direction shown at left. Now sew a SCANT 1/4" above and below the marked diagonals, pivoting at the square lines. Now cut apart ON the marked diagonals,


and on the 2-3/8" square lines. This will give you ten half squares. Press seam allowances towards the darker fabric. Trim these back to measure 2"



using two Color 3 2" squares and two of the half squares we just made, make the unit shown at left. Make five units like this



Using Color 3 squares, the small flying geese units, and the extra corner unit...construct one of the block's center unit as shown at left.



Now lay out all of the blocks units as shown at left. Sew three horizontal rows, pressing the top and bottom rows to the center, and the middle row to the outside. Join the three rows

Scrappy Applique with Kristie Naranjo Saturday, November 2

Use your scraps to create a one-of-a-kind design that can become either a wall-hanging, lap quilt, or a center panel. You can buy a pattern at <https://www.kristienaranjo.com/shop> or Kristie will have some patterns to sell at our meeting. Most patterns come in multiple sizes and are downloads; you will want to print the small or medium size for the workshop. Have plenty of scraps! Since the workshop is a few days after Kristie's lecture, you'll have time to gather materials together after her talk and seeing her own creations.

No precutting needed and you probably won't need a sewing machine, either. Supply list will be sent upon registration.



And please take a look at Larissa Tan's quilted sweatshirt from the July workshop on our "Sew and Tell" page. Could it be any cuter?

Now, we're waiting to see the quilts from Rita's mystery workshop. Stay tuned!

NORTH CITIES QUILT GUILD TEMECULA RETREAT

MONDAY, JUNE 30 – Wednesday, July 2, 2025

Arrival - 10:00 a.m. Monday. Departure - after lunch on Wednesday.

Our Guild will be hosting its first ever overnight retreat this coming summer! As the coordinator, I am so excited that the Guild is sponsoring this opportunity for us to gather together to finish up some of our UFO's or start a brand new project, and have a great few days away from our daily routines. Getting to know our fellow Guild members better is an added bonus!

The retreat will be held at the Vina de Lestonnac Retreat Center, located in the beautiful wine country of Temecula. If you've not had the opportunity to attend a retreat at this location, you are in for a real treat. The grounds are serene, secure, and private, overlooking the vineyards that are so prevalent in this part of the valley.

Our group will occupy a spacious and well-lit classroom – which has space for approximately 20 quilters. Each retreator will have a spacious area to “set up shop”, with an additional *small* private space next to his/her table to set up a personal cutting/ironing station.

Sleeping accommodations are offered in clean and well maintained double rooms. Each room features two twin beds, a dresser/desk, a table and chair, with an attached bathroom (*no tub/shower only*). Rooms are air conditioned and/or heated, with the temperature controlled by the occupants. During your stay, all meals are included beginning with lunch at noon on Monday, and continuing through lunch on Wednesday. Meals are served in the dining room, which is located a short walking distance from the classroom. There are also provisions for those who prefer to drive to meals. The kitchen staff plans complete meals (yes, that means dessert is included!), and caters to those with special dietary requirements.

The Center also provides 24 hour availability to tea, coffee, and cocoa, and each classroom has its own small kitchen where there is a refrigerator and microwave for our use.

In addition to free time to sew, the guild will be busy planning some fun activities and door prizes.

Now that you are excited to come with me on this new adventure, it's time to get signed up! There is a Registration Form in this newsletter. You can also register with our workshop chairman, Jill Patterson at the Guild general meetings, and the form will also be added to our website. As we are limited to the number of quilters who can attend – you won't want to hesitate. To sign up, you will need to return your Registration Form with a \$100 nonrefundable deposit (cancellations will be handled on a case-by-case basis). You can come with a friend from within the guild, or someone who is not a guild member. Retreators who are not guild members will be required to pay the additional \$55 to join the guild as part of their fee. In return, they will be provided with 30 tickets to enter the drawing for a chance to win our new Opportunity Quilt!

Please read this information and the information on the Registration Form carefully! If you have any questions, feel free to reach out to me, Rita Jones. My cell phone number is in the Guild Yearbook. I am more than happy to answer any questions you may have.



2025 NCQG RETREAT REGISTRATION FORM

MONDAY, JUNE 30-JULY 2, 2025

Payment Amt: _____ Check #: _____ attached _____ Paid online Date Payment Rec'd: _____

Name: _____ Address: _____ Street, city, (please include zip code)
Phone Numbers: (cell) _____ (home) _____ Email: _____
Emergency Contact Name _____ Phone No. _____

ROOMING REQUESTS AND COST: ___ \$425 Guild Members ___ \$480 Non-Guild Members Name of Roommate: _____ <i>Single Occupancy rooms may be available for an additional fee.</i> I prefer a room located: ___ Ground Level ___ Upstairs ___ Handicap Accessible There is no elevator on the premises. We will try to accommodate your preferences, however, we cannot guarantee room locations. <p style="text-align: center;"><i>A \$100 non refundable deposit must accompany this form to hold your spot. Cancellations will be handled on a case by case basis.</i></p>
--

RELEASE AND WAIVER OF LIABILITY AGREEMENT

I acknowledge that I have voluntarily applied to participate in the "North Cities Guild Quilt Retreat" to be held June/ July 30-2, 2025, in Temecula, California (collectively referred to as the "Retreat"). Travel to and from Retreat Center and quilt-related activities are also covered by this waiver of liability.

As consideration for being permitted to attend and participate in the Retreat I forever release the Retreat organizers, any Retreat affiliated organization, and their respective directors, officers, employees, volunteers, agents, contractors, and representatives (collectively "Releasees") from any and all actions, claims, or demands that I, my assignees, heirs, distributees, guardians, next of kin, spouse and legal representatives now have, or may have in the future, for injury, death, or property damage, related to (i) my participation in these activities, (ii) the negligence or other acts, whether directly connected to these activities or not, and however caused, by any Releasee. I also agree that I, my assignees, heirs, distributees, guardians, next of kin, spouse and legal representatives will not make a claim against, sue, or attach the property of any Releasee in connection with any of the matters covered by the foregoing release.

I HAVE CAREFULLY READ THIS AGREEMENT AND FULLY UNDERSTAND ITS CONTENTS. I AM AWARE THAT THIS IS A RELEASE OF LIABILITY AND A CONTRACT BETWEEN THE RETREAT AND MYSELF AND SIGN IT OF MY OWN FREE WILL.

Signature of Participant

Date

***This form, with your deposit/payment is required to hold your spot. Please make check payable to:
NORTH CITIES QUILT GUILD***

Your payment may be made in person at a Guild General Meeting, on-line at the Guild website, or via mail-in to P.O. Box 376, Yorba Linda, CA 92885 NCQG Registration Form 2025

September Door Prize Winners

#	Prize	Prize From	Winner
1	\$15 Gift Card	Mel's Sewing & Fabric Center	Laberta Malone
2	\$10 Gift Card	Orange Quilt Bee	Christine Pelle
3	\$10 Gift Card	Orange Quilt Bee	Pat Walker
4	Fabric Clips	Sewing Center of Orange County	Jenny Hurst
5	Fabric Clips	Sewing Center of Orange County	Pat Melton
6	FQ Bundle Red	Sewing Center of Orange County	Susan Rolson
7	FQ Bundle Maroon	Sewing Center of Orange County	Linda Virden
8	FQ Bundle Green	Sewing Center of Orange County	Larissa Tan
9	FQ Bundle Apples	NCQG	Dora Arroya
10	FQ Bundle Blue Stripe	NCQG	Mary Fitzgerald
11	FQ Bundle Rust & Greens	NCQG	Donna Wilkson
12	FQ Bundle Yellow & Blue	NCQG	Janice Ansel
13	FQ Bundle Dark Batiks	NCQG	Karen Cornell

NCQG Member Workshop Sign-Up Sheet 2023—2024



November 2
Kristie Naranjo
Scrappy Applique

Please check the workshops you wish to sign up for. Workshops must be paid for before you can be put on the list. Workshop fees are \$35 unless otherwise noted. Workshop fees may be refunded, minus a \$10 service fee, if the 2nd VP, Current Programs, is notified at least 24 hours in advance.

****Workshop theme is subject to change and will not be refunded.****

Kit and Material fees are to be paid to the instructor at the workshop.

You will be notified if one of your chosen workshops is full and you are put on the waiting list. If you are put on the waiting list, you will be refunded your payment and payment will be due only if space becomes available to you.

For questions contact: Jill Patterson cell: 714-272-0340 email: jillpatterson@yahoo.com

Payments can be made:

- In person at the guild meetings
- Online using PayPal
- By mail. Notify Jill Patterson by cell or email AND mail payment to:

North Cities Quilt Guild
Attn: Mary Fitzgerald, P.O. Box 376, Yorba Linda, CA 92885-0376



Hospitality

Please bring refreshments beginning with the last names
"V-Z"

****Remember to keep the hall
Peanut Free****

TINA HAWBAKER	SEP 2
JANICE ANSEL	SEP 5
CHRISTINE PELLE	SEP 5
LINDA VIRDEN	SEP 15
DORALUZ ARROYO	SEP 17
ALLEN GILBERT	SEP 19
TRUDY TESHIMA	SEP 19
VICKI JOHNS	SEP 22
LORRAINE VOORHEES	SEP 23
JUDIE DEE	SEP 29

Bring and Do...

- * Do Come in Early and Sign in
- * Do Wear a Smile
- * Bring a Friend or Two
- * Do Wear your Name Tag
- * Bring your Block of the Month
- * Do Greet Someone New
- * Bring your Bits 'N Pieces Blocks
- * Bring those Beautiful Quilts for Show and Tell

Show & Tell August 2024

Pieced and Quilted by	Allan Gilbert
Size of Quilt	Wall hanging
Colors in Quilt	Multi
Name and/or Pattern of Quilt	Keepsake Challenge
Class (Instructor/ Location)	Lorene Smith inspired
UFO (Mo/Yr Started)	2024
Description	
A Keepsake Challenge Quilt (Keepsake Quilting Co.) that won second place!	



Pieced and Quilted by	Loretta Beaumont
Size of Quilt	Baby
Colors in Quilt	Multi
Description	
Coordinating quilts for the grandparents of twins on the way!	



Quilt made by	Sheri Siedentop
Quilted by	Renee Niday
Size of Quilt	Wall
Colors in Quilt	Multi
Description	
"Baskets & Linens" - wool applique BOM through Calico Patch Quilt Shop in Kentucky.	



Quilt made by	Sheri Siedentop
Quilted by	Renee Niday
Size of Quilt	Wall
Colors in Quilt	Multi
Description	
"Friendship" - Kit purchased in Tennessee in 2016. FINALLY finished this year. Hand embroidered.	



Quilt made	Trudy Teshima
Size of	102" x 102"
Quilt Colors	Yellow &
Quilt	BQ Pattern
UFO	2024
Description	
Big quilt for my cousin who went to Africa. Now she is out of Africa.	



Quilt made by	Larissa Tan
Description	
Quilted sweatshirt from the July workshop.	



August Philanthropy Quilts from the Newbies



August Philanthropy Quilts



August Philanthropy Quilts cont'd





Linda Boyle presents Delores Gilbert with a gift for making the most Christmas stockings in the month.



Mystery Quilt Retreat



Patchwork Star Phyllis Beam



Patchwork Star Jill Ellert



Guild Meetings (Overview)

We meet on the fourth Monday of each month, January through November (dark in December and May), at the:

**Placentia Presbyterian Church, in Key Center.
849 North Bradford, Placentia, CA 92870**

6:00pm - Social time, refreshments, library, opportunities, block exchange and more

6:30pm - Welcome, Business Meeting, Program, Show and Tell and Door prizes and other drawings

Monday Installation
September 23rd

SPONSORS

Orange Quilt Bee

Pebble Gilb & Lisa Wiltse, Owners

714-639-3245
 628 E. Katella Ave., Orange, CA 92867
www.orangequiltbee.com
 email: oqbshop@orangequiltbee.com
 Hours: Mon-Thu: 10-8, Fri-Sat: 10-5, Sun: 12-4

BERNINA
made to create

Mel's Sewing & Fabric Center

ANAHEIM
1189 N. Euclid St. 92801
714.774.3460

TUSTIN
600 E. First St. 92780
714.669.0583

Family Owned & Operated Since 1956
Sales & Repair
 Authorized BERNINA & Baby Lock Dealers

Quilting, Embroidery and Sergers Machines
 100% Cotton Fabric, Notions and Accessories
We now offer Guild Members a 10% Discount.

Our classes and clubs can be found online at www.melssewing.com or
 contact us at info@melssewing.com.

M&L FABRICS
DISCOUNT STORE

3430 W. Ball Road, Anaheim, California, 92804
 (714) 995-3178 Fax (714) 995-5309

20% OFF Simplicity • Vogue McCall's • Butterick & Kwik Sew Patterns	HOURS Mon.-Fri. 9-7 Sat. 10-6 Sun. 12-5	20% OFF Ribbons • Notions Buttons • Zippers • Threads •
---	---	---

BE Sew Bizzy
Embroidery & Quilting
Classes - Supplies - Service

Betty Elliot
Owner

12752 Valley View Street #B Garden Grove, CA 92845
 562.760.5462

besewbizzy@yahoo.com
www.besewbizzy.com

COTTON GIN FABRIC

411 E. State Street
 Redlands, CA 92373
 (909) 963-5610
www.cottonginfabric.com
 Follow us on Facebook

Note

Do you have something you would like included in the newsletter? Let me know! All articles should be submitted by the 5th of the month. Please submit to: j.marcia@gmail.com