

# Northern Lights

October 2024



A Publication of North Cities Quilt Guild

Monday, October 28th  
Meeting begins at 6:30pm

## Presidents Message

Thank you NCQG members for the beautiful quilt you have given me. It has been an honor to return as President 2024-2025. It has been a real learning experience to focus on the monthly agenda items and looking forward to future events. Sometimes I am stumbling on my own two feet, taking care of the monthly event and tripping up the other team members, to get their running shoes on and look forward to next year. We have so many new ideas forthcoming in 2025.

I am so thankful for the dedication of the members of the Board and Chairpersons that accept the challenge of taking the time and effort to keep this guild in motion. Susan Lee and Joann Burkhart prepared a wonderful Ice Cream Social. Jingle Mingle is your opportunity to grab your copy of *Bon Appetite* and pick a recipe to WOW us in November. Philanthropy invites you to get together, or work at home with its efforts to keep people warm with the donation of quilts. Kits are available for you to take home and stitch at your leisure.

Creativity is doing Block of the Month (BOM) with Phyllis Beam.

Participate in Bits and Pieces with Tina.

Helene Born invites you to join her in travelling to show the opportunity quilt. The Joy of Winter. Thank you Dora and Dolores for showing it at the October Acacia Quilt Guild.

Look forward to getting information early about the Quilt Challenge: Allan Gilbert and Bret Fiamengo chairmen – sign up \$6.00 presentation in October

This month we are having Kristi Naranjo as our guest speaker and workshop. Joining a workshop gives you an opportunity to learn a different method of creativity. I hope you can join in the workshop, contact Jill Patterson.

Nite Owl Quilters Guild coming with their Opportunity Quilt.



### Dates to Remember

- **October 28th—Guild Meeting**
- **November 2nd—Workshop**
- **November 25th—Guild Meeting Jingle Mingle**



## *Philanthropy*

October 2024

The picture above is from the philanthropy donations from the sew in and friendship group Newbies from one month. These efforts are the results of numerous hands making beautiful quilts. Congratulations to all of you. October begins our new year of collection of items within the Philanthropy efforts that support many activities. Donations to Philanthropy help support numerous baskets for gifts to the guild members, the birthday fat quarters, the Spring Gala and other areas that require the support. Attached to this article are the current donation sites we support as a guild.

**Donations and Completed Projects:** Please sign in when you turn in a project so we can celebrate you!

Becky Sproal	Diane Fisher	Dona Willson	Anna Lee	Pat Milton
Ginny King	Dolores Gilbert	Amy Cooke	May Fitzgerald	Lisa Spicer
Tina Hawbecker	Janice Ansel	Jill Ellert	Phyllis Beam	Rita Jones

**MARK your calendars: the next sew-in is October 24.**

Yorba Linda Presbyterian church: 19301 E Yorba Linda Blvd, Yorba Linda.

We have all kinds of projects for you to choose from – all the way from complete quilt kits – to simple strip kits and adding borders to an existing quilt to make it larger in size. Come when you can – leave when you must. BRING YOUR LUNCH and your sewing supplies.

Future dates: Nov 21, 2024. Jane 23, 2025, Feb 27, Mar 27, April 24, May 22, June 26, July 24, Aug 28, Sept 25.

**Stockings:** Final Turn In- November Meeting. Linda Boyle will be providing stocking kits at the each of the guild meetings. Each kit contains the makings for 4 stockings and instructions. Each time you turn in the kit with the completed stockings you will be entered into a raffle for a prize. The prizes will be drawn quarterly. If you make stockings with your own supplies you will also be entered into the raffle. The goal this year is 350 stockings.

**Fabric Sale:** the fabric sale date is moving and TBD. We are still collecting items for the sale. If you are going through your stash and other items related to quilting and sewing and you want to part with anything please start bringing it to the next meetings. We will be collecting this items. Remember all fabric needs to be at least a fat quarter. If you have scraps- lets talk. Thank you all.

**Wants and Needs:** Donations of flannel.

**Batting donations:** small and large pieces.

**Yarn:** please bring to the guild meeting any yarn you may have that you would like to donate

## Philanthropy Cont'd

Long arm or domestic quilters: to finish these wonderful quilt tops.

We are taking fabric donations: anything larger than a fat quarter, 100% cotton material, batting, completed quilt kits, precuts, quilting tools and supplies, fleece, orphan blocks.

Thanks to all of you from: Paulette, Rita, Tammy and Linda

### *Philanthropy Donation Centers Master List*

Donation Center	Purpose of the Center	Donation Needs	Donation Goal Quarterly
HIS House	HIS House exists to support people to overcome homelessness and achieve independence. Residents are: Male, Female, children	Each Resident: Pillow case Children: quilt Men between age of 18-24: Pillow case	4 quilts 5 pillow cases
Living Well Pregnancy Center	Provide free pregnancy services to the community, for women at the crossroads of an unplanned pregnancy.	Gender neutral baby quilts	10 quilts
CAST	Facility provides screen for children of sexual abuse.	Small size quilt	5 quilts
Emanate Health Queen of the Valley Hospital, Covina	Pediatric unit Andrea Morris is the contact	Pillow cases	20 pillow cases
Crittenton	Services for Children and Families is a child advocacy and mental health organization committed to believing in the potential of every child, youth, and family.	Variety sizes and teens	4 quilts
Crescent Landing Memory Care	Assistive Living for memory care	Lap size quilts for clients	4 quilts
MOW placemats	Serves around 75 clients per month	Placemats for new clients	35 twice a year
UCR Guardian Scholars Program	Students graduating from this program	In December 30 pillowcases	30 pillowcases once a year
Womens Transional Cetner		One time donation	
St Joseph Oncology Unit	Provides oncology treatments	40 x 60" quilts	10
Basic Needs (next to CAST)	homeless men support	Pillow cases Quilts	10

*Days for Girls: Flannel and cotton fabric*

*Threads of Love: flannel, scraps, islet, embellishments*

*Quilts for homeless women shelter: backing, quilt tops*

*Assistive living centers in San Dimas: back and scrapes*

*Friendship groups: Newbies- kits they make and quilt, extra fabric*

*Right sides together: Quilts of Valor*

*Gail Mitchell group*

# We're Having a Party & Everyone is Invited



Let's Get Ready To **MINGLE!**  
Nothin Says Lovin  
Like Somethin From The Oven



**DATE:** November 25, 2024

**TIME:** 6:30 Mingle Begins

**PLACE:** Placentia Presbyterian Church, 849 N. Bradford,  
Placentia

**ATTIRE:** Adorn yourself with Gingerbread (man/woman/house) in mind. (Tacky works). Yes, there will be a **PRIZE** for the **BEST DRESSED**.

**POT LUCK** (by Alphabet Please): A-E: Desserts, F-P: Appetizers/Salads, R-Z: Main Course, H2O Provided.

**DOOR PRIZES:** Yes, we have door prizes and you & your guests can win.

**OPPORTUNITY ITEMS:** We have baskets for quilters and non-quilters. We have Quilts, table runners, toppers & wall hangings too. We have a lot of great stuff that you can win if you attend. (Any Guild members may contribute basket items in Sep & Oct. Please contact Joanne or Susan).

**MOST IMPORTANT:** Bring your friends, your family, strangers (as many as you want). Holidays are coming and we have great stuff they can win.

(Reserve your table for parties of 6-8, contact Susan)

## “Joy of Winter” Size 53 X 54—Opportunity Quilt

This year the opportunity quilt was donated to the guild, so we don't know the original maker of the quilt. It was quilted by a member of our guild Sandie Cochran. The quilting is stunning! Thank you for supporting the guild and purchasing tickets with your membership enrollment. Please consider taking addition tickets to sell during the year or join me in presenting this quilt to other guilds

Here is the current schedule at this time:

Nov 12, 2024: Orange County Quilt Guild (Anaheim)  
6pm - 9pm

Nov 19, 2024: South Bay Quilters Guild (Torrance)  
6pm – 9pm

Nov 20: LA County Quilt Guild (Downey) 9am -  
12pm

Feb 10, 2025: Flying Geese Quilt Guild (Irvine) 6pm  
– 9pm



At the September 22, 2025, general meeting we will have the drawing for the winner of this opportunity quilt. We will also award a gift to the member(s) with the highest sales record so please consider signing up to help show the quilt as we take it to other quilt guilds. The showings of the quilt will be posted in the newsletter so you can contact me when you'd like to attend the meeting.

## “Gift of Spring” winner

Every member that helped show the Gift of Spring quilt last year was given a canvas bag as a thank you for their time and support. Amy Estrada, Dolores Gilbert & Susan Rolfson were awarded a Missouri Start book and “Love to Quilt” sticker for their extra ticket sales efforts. The winner for the drawing of the Gift of Spring quilt is Bonnie Bennett. Bonnie is a member of the Flying Geese Quilt Guild. I was able to deliver the quilt to Bonnie on Saturday September 28<sup>th</sup>.

Here's a picture of the lucky winner with this stunning quilt. Congratulations Bonnie!



## October Block of the Month - Scrappy Leaf Block - 12" finished/12.5 unfinished

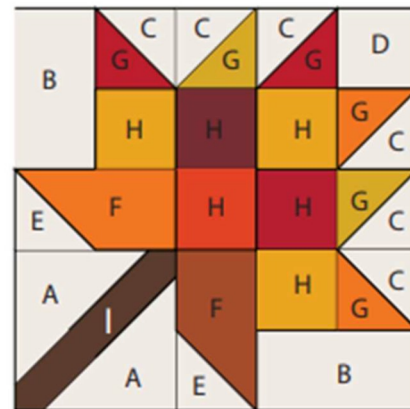
Tutorial: <https://thecraftyquilter.com/2022/09/free-scrappy-leaf-block-pattern/>

Suggestions: Use a variety of fall leaf colors for leaf pieces. Layout pieces before sewing to test the color layout.



### Cutting for 1 leaf block

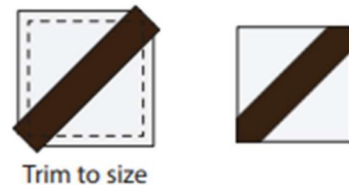
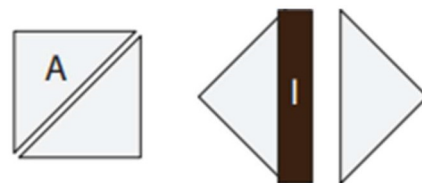
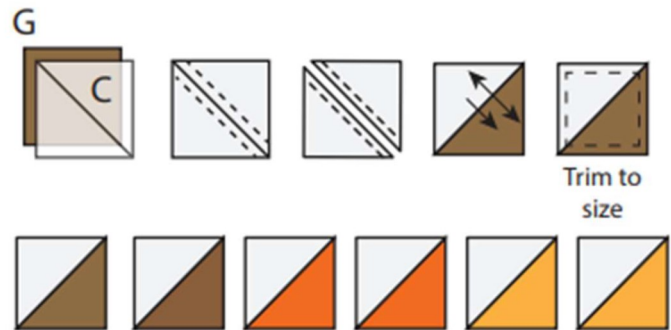
Color	Qty	Piece	Size
background	1	A	5" square
background	2	B	2.5" x 4.5" rectangle
background	3	C	3" square
background	1	D	2.5" Square
background	2	E	2.5" Square
leaf (different colors)	2	F	2.5" x 4.5" rectangle
leaf (different colors)	3	G	3" Square
leaf (different colors)	6	H	2.5" square
Stem	1	I	1" x 7" rectangle
border	4	J	2" x 10" rectangle
corner stone	4	K	2" square



- Please read ALL instructions before starting.
- Use a scant 1/4" seam allowance.
- RST = right sides together
- HST = half square triangle
- Most seams are pressed open; follow pressing arrows when shown

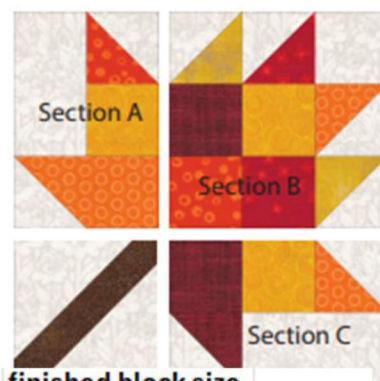
## Piecing steps

1. Draw a diagonal line on the wrong side of each background (C) square.
2. Place marked (C) square RST with a colored (G) square. Stitch on each side of the diagonal line.
3. Cut apart on the diagonal line and press open or towards the dark.
4. Trim HST unit to 2.5"
5. Make 6 HST units in a variety of colors.
6. Draw a diagonal line on the wrong side of two background (E) squares.
7. Place one marked (E) square RST on one end of a colored (F) rectangle. Stitch on the line.
8. Trim seam allowance and press towards the background fabric.
9. Make a MIRROR image of the pieced rectangle from above by repeating steps 6-8, making sure the diagonal line is going in the opposite direction.
10. Cut the background (A) square in half diagonally to create two triangles.
11. With RST, place the (I) rectangle on the long side of one triangle, matching centers. Stitch.
12. Repeat using the other triangle.
13. Press seams open OR toward the background fabric.
14. Trim Stem Unit to 4.5" square.



## Assembly

15. Arrange the B rectangles, HST's, pieced rectangles, H squares and stem unit as shown on the cover image.
16. Assemble the pieces into sections as shown. Press all seams open.
17. Square up sections using the table below-right.
18. Sew the sections together to create a leaf block. Trim to 10" block.
19. Sew Side borders to leaf block
20. Sew cornerstone to each end of top and bottom borders, then sew to top and bottom of leaf block. Trim to 12.5 unfinished block size.



finished block size	
Section A	4.5" x 6.5"
Section B	6.5" x 6.5"
Section C	6.5" x 4.5"

## Membership Notes

Our membership renewal drive has been a great success! Please renew your membership for the 2024-2025 renewal year if you have not yet done so. Memberships can be renewed on our website, sent to our post office box, or at our October General meeting. The renewal membership fee is \$30.00 and \$25.00 for opportunity tickets. The total due of \$55.00 is payable with the completed membership application form.

Yearbooks are in the process of being edited. They are on schedule to be distributed at our November General Meeting.

We had 53 members in attendance at our September meeting and one guest.

Just a reminder to bring your name tag/membership card to the monthly meetings for an additional door prize ticket.

---

## Guild Request

The guild is seeking donations of **Thank You Cards** to support our **door prize committee**. These cards will be used to help us express appreciation to those that donate door prizes. We would be grateful for any contributions.



# Bits and Pieces 2024-2025



The perfect way to use up your scraps, and by exchanging them with other members you can make a scrap quilt with a vary wide variety of prints.

**Make 10** of these blocks. **Keep 1** for yourself. **Bring 9** to the meeting in a ziplock bag with your name on it. From these 9, **7 will be traded** and **2 will go into a group raffle quilt**. Every month you participate your name will be entered into the raffle to win a finished quilt made from these blocks.


You can use the same print on all of your blocks or have a variety, BUT both print pieces in a single block are to be the same print. You may turn in more than one set each month if you would like to have a larger quilt.

## To make one block:

From "White on White" fabric, cut one 2 ½ inch square




From the same print fabric, cut one 2 ½ inch square and one 2 ½ by 4 1/2 inch rectangle




With right sides together sew one white square to one print square

Then iron seam towards the print fabric




With right sides together sew this 2 block unit to the rectangle print

Then iron towards the rectangle



Finished block size is 4 ½ inches square



\*\*\*\*\* If you have any questions you can contact **Tina Hawbaker 562-708-1188** \*\*\*\*\*

## Scrappy Applique with Kristie Naranjo Saturday, November 2

Use your scraps to create a one-of-a-kind design that can become either a wall-hanging, lap quilt, or a center panel. You can buy a pattern at <https://www.kristienaranjo.com/shop> or Kristie will have some patterns to sell at our meeting. Most patterns come in multiple sizes and are downloads; you will want to print the small or medium size for the workshop. Have plenty of scraps! Since the workshop is a few days after Kristie's lecture, you'll have time to gather materials together after her talk and seeing her own creations.

No precutting needed and you probably won't need a sewing machine, either. Supply list will be sent upon registration.



# NORTH CITIES QUILT GUILD TEMECULA RETREAT

MONDAY, JUNE 30 – Wednesday, July 2, 2025

Arrival - 10:00 a.m. Monday. Departure - after lunch on Wednesday.

Our Guild will be hosting its first ever overnight retreat this coming summer! As the coordinator, I am so excited that the Guild is sponsoring this opportunity for us to gather together to finish up some of our UFO's or start a brand new project, and have a great few days away from our daily routines. Getting to know our fellow Guild members better is an added bonus!

The retreat will be held at the Vina de Lestonnac Retreat Center, located in the beautiful wine country of Temecula. If you've not had the opportunity to attend a retreat at this location, you are in for a real treat. The grounds are serene, secure, and private, overlooking the vineyards that are so prevalent in this part of the valley.

Our group will occupy a spacious and well-lit classroom – which has space for approximately 20 quilters. Each retreator will have a spacious area to “set up shop”, with an additional *small* private space next to his/her table to set up a personal cutting/ironing station.

Sleeping accommodations are offered in clean and well maintained double rooms. Each room features two twin beds, a dresser/desk, a table and chair, with an attached bathroom (*no tub/shower only*). Rooms are air conditioned and/or heated, with the temperature controlled by the occupants. During your stay, all meals are included beginning with lunch at noon on Monday, and continuing through lunch on Wednesday. Meals are served in the dining room, which is located a short walking distance from the classroom. There are also provisions for those who prefer to drive to meals. The kitchen staff plans complete meals (yes, that means dessert is included!), and caters to those with special dietary requirements.

The Center also provides 24 hour availability to tea, coffee, and cocoa, and each classroom has its own small kitchen where there is a refrigerator and microwave for our use.

In addition to free time to sew, the guild will be busy planning some fun activities and door prizes. Now that you are excited to come with me on this new adventure, it's time to get signed up! There is a Registration Form in this newsletter. You can also register with our workshop chairman, Jill Patterson at the Guild general meetings, and the form will also be added to our website. As we are limited to the number of quilters who can attend – you won't want to hesitate. To sign up, you will need to return your Registration Form with a \$100 nonrefundable deposit (cancellations will be handled on a case-by-case basis). You can come with a friend from within the guild, or someone who is not a guild member. Retreators who are not guild members will be required to pay the additional \$55 to join the guild as part of their fee. In return, they will be provided with 30 tickets to enter the drawing for a chance to win our new Opportunity Quilt!

Please read this information and the information on the Registration Form carefully! If you have any questions, feel free to reach out to me, Rita Jones. My cell phone number is in the Guild Yearbook. I am more than happy to answer any questions you may have.



**2025 NCQG RETREAT REGISTRATION  
FORM**

**MONDAY, JUNE 30-JULY 2, 2025**

Payment Amt: _____ Check #: _____ attached _____ Paid online Date Payment Rec'd: _____
---

<b>Name:</b> _____ <b>Address:</b> _____ Street, city, (please include zip code)
<b>Phone Numbers:</b> (cell) _____ (home) _____ <b>Email:</b> _____
<b>Emergency Contact Name</b> _____ <b>Phone No.</b> _____

<b>ROOMING REQUESTS AND COST:</b> ___ \$425 Guild Members    ___ \$480 Non-Guild Members  <b>Name of Roommate:</b> _____ <i>Single Occupancy rooms may be available for an additional fee.</i>  <b>I prefer a room located:</b> ___ Ground Level    ___ Upstairs    ___ Handicap Accessible  There is no elevator on the premises. We will try to accommodate your preferences, however, we cannot guarantee room locations.  <p style="text-align: center;"><b><i>A \$100 non refundable deposit must accompany this form to hold your spot. Cancellations will be handled on a case by case basis.</i></b></p>
--

**RELEASE AND WAIVER OF LIABILITY AGREEMENT**

I acknowledge that I have voluntarily applied to participate in the "North Cities Guild Quilt Retreat" to be held June/ July 30-2, 2025, in Temecula, California (collectively referred to as the "Retreat"). Travel to and from Retreat Center and quilt-related activities are also covered by this waiver of liability.

As consideration for being permitted to attend and participate in the Retreat I forever release the Retreat organizers, any Retreat affiliated organization, and their respective directors, officers, employees, volunteers, agents, contractors, and representatives (collectively "Releasees") from any and all actions, claims, or demands that I, my assignees, heirs, distributees, guardians, next of kin, spouse and legal representatives now have, or may have in the future, for injury, death, or property damage, related to (i) my participation in these activities, (ii) the negligence or other acts, whether directly connected to these activities or not, and however caused, by any Releasee. I also agree that I, my assignees, heirs, distributees, guardians, next of kin, spouse and legal representatives will not make a claim against, sue, or attach the property of any Releasee in connection with any of the matters covered by the foregoing release.

I HAVE CAREFULLY READ THIS AGREEMENT AND FULLY UNDERSTAND ITS CONTENTS. I AM AWARE THAT THIS IS A RELEASE OF LIABILITY AND A CONTRACT BETWEEN THE RETREAT AND MYSELF AND SIGN IT OF MY OWN FREE WILL.

\_\_\_\_\_  
Signature of Participant

\_\_\_\_\_  
Date

***This form, with your deposit/payment is required to hold your spot. Please make check payable to:  
NORTH CITIES QUILT GUILD***

***Your payment may be made in person at a Guild General Meeting, on-line at the Guild website, or via mail-in to P.O. Box 376, Yorba Linda, CA 92885*** NCQG Registration Form 2025



October 13, 2024

Greetings from your new Southern California Council of Quilt Guilds (SCCQG) representative for NCQG, Helene Born. I attended the meeting held via Zoom on October 12. The meeting started with the approval of the July meeting minutes. We voted on the 2024-2025 budget and election of new SCCQG officers.

We were reminded to submit information about guild activities (three months prior to the event) to post on the SCCQG calendar. The January meeting topic will be "Review of financial Documents" April will be "Meet the Teachers" There is still a need for a Programs Chairperson on the SCCQG board. The Road to California exhibit, "Tradition with a Twist" submissions are due December 14, 2024, the Quilt must be turned in by January 15, 2025. Find out more by clicking on this Link

[2025 RD2CA Call for Entries.docx \(live.com\)](https://www.sccqg.org/2025_RD2CA_Call_for_Entries.docx)

We had discussion about possible measures we can take to minimize the bogus emails that some guilds receive on occasion. Communications have been sent to all presidents for several years. Sonia Das will follow up with the person that presented Cyber Security to see if there are other suggestions to assist with this issue.

Our topic for the meeting was "Affordable Alternatives for Guild Programs and Workshops." We reviewed the statistics from the survey. Some suggestions to cover the cost of speakers is to raise the price for more costly speakers. Suggested attending Global Quilt Connection to find additional speakers. There is a registration cost of \$10. Two representatives can attend. Next presentation is October 14, 2024

<https://www.globalquiltconnection.com/roundtable>

There was also discussion regarding fundraising to help defray program costs.

Outdoor quilts show or tour of members sewing room

Local retreat "Sleep in your own Bed"

Pop-up quilt show (lots of work but no admission charge) Have quilt sale (new must include sales tax. No taxes on used quilts.)

Sale of boutique items

Research grants from State or City for community service (Philanthropy)

Other items that were discussed are Quarter mania fundraisers with guild provided opportunity raffle baskets. Sales tax should be applied to sales at all non-profit events. 50/50 raffles are not allowed.

If there are any questions regarding any of this information feel free to contact me.

Thanks,

Helene Born

[Hborn07@yahoo.com](mailto:Hborn07@yahoo.com) 714 504 2614

## NCQG Member Workshop Sign-Up Sheet 2023—2024



November 2  
Kristie Naranjo  
Scrappy Applique

Please check the workshops you wish to sign up for. Workshops must be paid for before you can be put on the list. Workshop fees are \$35 unless otherwise noted. Workshop fees may be refunded, minus a \$10 service fee, if the 2nd VP, Current Programs, is notified at least 24 hours in advance.

\*\*\*\*Workshop theme is subject to change and will not be refunded.\*\*\*\*

Kit and Material fees are to be paid to the instructor at the workshop.

You will be notified if one of your chosen workshops is full and you are put on the waiting list. If you are put on the waiting list, you will be refunded your payment and payment will be due only if space becomes available to you.

For questions contact: Jill Patterson cell: 714-272-0340 email: jillpatterson@yahoo.com

Payments can be made:

- In person at the guild meetings
- Online using PayPal
- By mail. Notify Jill Patterson by cell or email AND mail payment to:

North Cities Quilt Guild  
Attn: Mary Fitzgerald, P.O. Box 376, Yorba Linda, CA 92885-0376



## Hospitality

Please bring refreshments beginning with the last names  
"A-D"

**\*\*Remember to keep the hall  
Peanut Free\*\***

PATTIE RAINEY	Oct 01
LINDA BOYLE	Oct 02
SUSAN KJELLGREN	Oct 07
SKIP HELLER	Oct 23
LISA SPICER	Oct 23
AMY ESTRADA	Oct 24

KATHY TAYLOR	Oct 24
DIANE FISHER	Oct 25
KAREN KINDSCHI	Oct 26
KARON CORNELL	Oct 27
VERNA WHEELER	Oct 28

## Bring and Do...

- \* Do Come in Early and Sign in
- \* Bring a Friend or Two
- \* Bring your Block of the Month
- \* Bring your Bits 'N Pieces Blocks
- \* Bring those Beautiful Quilts for Show and Tell
- \* Do Wear a Smile
- \* Do Wear your Name Tag
- \* Do Greet Someone New

# Instillation 2024



Goodbye 2023-2024 Board members

Hello 2024-2025 Board members



Thank you Becky for your entertaining remarks to outgoing and incoming Board members. Much appreciated.





Presidents quilt presented by past president Debi to current President Trudy



Helene (Opportunity Quilt Coordinator) Trudy and Tina unveil the 2024-2025 Opportunity Quilt.



# Show & Tell September 2024

<b>Pieced and Quilted by</b>	Loretta Beaumont
<b>Size of Quilt</b>	Lap
<b>Colors in Quilt</b>	Multi-floral applique
<b>Name and/or Pattern of</b>	Garden Party Down Under
<b>Description</b>	
The Quilt Show Block of the Month from several years ago. It had a serious timeout while I was distracted by other quilts. Concentrated on it this summer and love the results!	



<b>Pieced by</b>	Laberta Malone
<b>Quilted by</b>	Marcia Pittman
<b>Size of Quilt</b>	Full
<b>Colors in Quilt</b>	Tans and brights
<b>Name and/or Pattern of Quilt</b>	Closest Thing to a
<b>UFO (Month &amp;</b>	11/23
<b>Description</b>	
Had this travel pattern and just let it languish. Finally decided to do something with it—used lots of stuff from my stash. Did have to go buy some for back and contrast. It was an interesting journey.	



<b>Pieced and Quilted by</b>	Pattie Rainey
<b>Size of Quilt</b>	King
<b>Colors in Quilt</b>	Every color but
<b>Class (Instructor,</b>	Gee's Bend Retreat

\$6 quilt Pattie rescued from Savers.



<b>Pieced by</b>	Peggy Ochoa
<b>Quilted by</b>	Charmelle
<b>Size of Quilt</b>	Full
<b>Colors in Quilt</b>	Aqua, black,
<b>Name and/or Pattern of Quilt</b>	Aqua Dandelion
<b>UFO (Month &amp; Year started)</b>	July 2024


**Description**

I purchased the Dandelion Hoffman fabric at Passions during our trip to the Hoffman factory. I had some coordinating fabric in the free bundle from Hoffman & saw a "5-Yard Quilt" pattern on the Internet. Easiest quilt I ever made.

<b>Pieced by</b>	Gail Mitchell
<b>Quilted by</b>	Cindy Kruse
<b>Size of Quilt</b>	Twin
<b>Colors in Quilt</b>	Black background, bright “garlic knots”
<b>Name and/or Pattern of Quilt</b>	Black and Bright
<b>Class (Instructor/location)</b>	Dona Willson’s “Bits ‘n’ Pieces” project
<b>UFO (Month &amp; Year started)</b>	Sept. 2016

**Description**

The blocks for this quilt came from the guild’s Bits ‘n’ Pieces exchange in 2016-17 chaired by Dona Willson. Additional blocks were done by the “Going to Pieces” Friendship Group for my birthday & Christmas over eight years. Thanks to the UFO Challenge, it’s now a completed quilt!



<b>Quilt made by</b>	Susan Lee
<b>Quilted by</b>	Charmella Secrest
<b>Size of Quilt</b>	40 x 50
<b>Colors in Quilt</b>	Orange, Black, Yellow
<b>Name and/or</b>	Trick or Treat
<b>UFO (Month &amp;</b>	October 2022

**Description**

Spooky house with glowing pumpkins in front yard and a scary tree.

Backside has a Fall panel “Give Thanks” with a chickadee, pumpkins and sunflowers. Autumn colors.



<b>Pieced and Quilted by</b>	Diane Wilkinson
<b>Size of Quilt</b>	Tabletop
<b>Colors in Quilt</b>	Earth tones
<b>Name and/or Pattern of Quilt</b>	Applique from a hand towel pattern
<b>UFO (Month &amp; Year)</b>	2024
<b>Description</b>	
Loved Hazel the Hedgehog.	



<b>Pieced by</b>	Diane Wilkinson
<b>Quilted by</b>	Bears
<b>Size of Quilt</b>	Wall
<b>Colors in Quilt</b>	Earth tones
<b>Name and/or Pattern of Quilt</b>	Autumn Frolic, a Fig Tree sampler
<b>UFO (Month &amp; Year started)</b>	2024
<b>Description</b>	
Fall sampler.	



<b>Quilt made by</b>	Susan Lee
<b>Quilted by</b>	Charmella Secrest
<b>Size of Quilt</b>	55x55
<b>Colors in Quilt</b>	Shades of Green, Black
<b>Name and/or Pattern of Quilt</b>	Wicked
<b>UFO (Month &amp; Year Started)</b>	Oct 2022
<b>Description</b>	
Witch stirring cauldron with flying bats. Autumn harvest fabric on back.	



<b>Quilt made</b>	Susan Lee
<b>Quilted by</b>	Charmella Secrest
<b>Size of Quilt</b>	55" x 20"
<b>Colors in Quilt</b>	Halloween front / Autumn on back
<b>Name and/or Pattern of Quilt</b>	Giant Table Runner (giant Dresden ruler)
<b>UFO (Month &amp; Year)</b>	August 2023
<b>Description</b>	
Doubled sided table runner using the large Dresden plate ruler.	

<b>Quilt made by</b>	Susan Lee
<b>Quilted by</b>	Charmella Secrest
<b>Size of Quilt</b>	60" x 75"
<b>Colors in Quilt</b>	Kaffe cool colors, pink & green background
<b>Name and/or Pattern of Quilt</b>	Double Star. Cozy Quilt Pattern
<b>UFO (Month &amp; Year Started)</b>	2021
<b>Description</b>	
Kaffe cool color jelly roll make a small pinwheel surrounded and background pink & green making a large pinwheel OR depending on how you look at it, it could be boxes surrounding 4 HSTs.	



# Guild Meetings (Overview)

We meet on the fourth Monday of each month, January through November (dark in December and May), at the:

**Placentia Presbyterian Church, in Key Center.  
849 North Bradford, Placentia, CA 92870**

6:00pm - Social time, refreshments, library, opportunities, block exchange and more

6:30pm - Welcome, Business Meeting, Program, Show and Tell and Door prizes and other drawings

Monday October 28th	Guild Meeting Kristie Naranjo Trunk Show & Method	Saturday November 2nd	Workshop Scrappy Applique
Monday November 25th	Jingle Mingle		
Monday January 27th	Guild Meeting Round Robin Quilt Techniques	Friday/Saturday February 7/8	Workshop Orphan Blocks "Loose Ends" Rita Jones
Monday February 24th	Guild Meeting Ann Sonner—American History	Tuesday February 25th	Workshop Beginning Photo Transfer Ann Sooner
Monday March 24th	March Madness	Saturday March 15th	Friendly Competition Sit-N-Sew Philanthropy Rita Jones and Paulette Fletcher
Monday April 28th	Guild Meeting Ann Turley Menagerie	Tuesday April 29	Workshop Leaves
Monday June 23rd	Guild Meeting Dona McKenzie "My Quilt Journey"	Tuesday June 24	Workshop Studio 180 "Dove in the Window"
June 30—July 2nd	Guild Retreat		
Monday July 28th	Guild Meeting Manny Caldera History of Singer	Tuesday July 29	Working with your Machine or Featherweight

# SPONSORS



*Pebble Gilb & Lisa Wiltse, Owners*

**714-639-3245**  
 628 E. Katella Ave., Orange, CA 92867  
[www.orangequiltbee.com](http://www.orangequiltbee.com)  
 email: [oqbshop@orangequiltbee.com](mailto:oqbshop@orangequiltbee.com)  
 Hours: Mon-Thu: 10-8, Fri-Sat: 10-5, Sun: 12-4

**BERNINA**  
*made to create*

**Mel's Sewing & Fabric Center**

**ANAHEIM**  
 1189 N. Euclid St. 92801  
 714.774.3460

**TUSTIN**  
 600 E. First St. 92780  
 714.669.0583

*FOR THE LOVE OF SEWING*

**Family Owned & Operated Since 1956**  
**Sales & Repair**  
**Authorized BERNINA & Baby Lock Dealers**

---

Quilting, Embroidery and Sergers Machines  
 100% Cotton Fabric, Notions and Accessories  
 We now offer Guild Members a 10% Discount.

Our classes and clubs can be found online at [www.melssewing.com](http://www.melssewing.com) or  
 contact us at [info@melssewing.com](mailto:info@melssewing.com).

**M&L FABRICS**  
**DISCOUNT STORE**

3430 W. Ball Road, Anaheim, California, 92804  
 (714) 995-3178 Fax (714) 995-5309

<b>20% OFF</b> Simplicity • Vogue McCall's • Butterick & Kwik Sew Patterns	<b>HOURS</b> Mon.-Fri. 9-7 Sat. 10-6 Sun. 12-5	<b>20% OFF</b> Ribbons • Notions Buttons • Zippers • Threads •
---	---	---

**BE Sew Bizzy**  
 Embroidery & Quilting  
 Classes - Supplies - Service

Betty Elliot  
 Owner

---

12752 Valley View Street #B Garden Grove, CA 92845  
 562.760.5462

[besewbizzy@yahoo.com](mailto:besewbizzy@yahoo.com)  
[www.besewbizzy.com](http://www.besewbizzy.com)



**COTTON GIN FABRIC**

411 E. State Street  
 Redlands, CA 92373  
 (909) 963-5610  
[www.cottonginfabric.com](http://www.cottonginfabric.com)  
 Follow us on Facebook 

## Note

Do you have something you would like included in the newsletter? Let me know! All articles should be submitted by the 5th of the month. Please submit to: [j.marcia@gmail.com](mailto:j.marcia@gmail.com)