



November 2020

Northern Lights

A Publication of North Cities Quilt Guild

!!!No November Meeting!!!

We're Having a Party & You're Invited

It's A "Mini" Jingle Mingle

On Candy Cane Lane

(In The Great Outdoors)

DATE: December 5, 2020

TIME: 1:00 (Mingle at a safe distance)

1:30 Program Begins (til 3:00)



PLACE: Candy Cane Lane - Yorba Linda Presbyterian Church Courtyard. 19301 Yorba Linda Blvd. Yorba Linda

ATTIRE: Clothing mandatory! Red & white candy cane theme (Tacky is Good). Yes, there will be a **PRIZE** for the best dressed.

25 smack-a roos (1 smack-a-roo = \$1.00)

BYOC&M: Bring Your Own Chair & Mask. Place chair 6 feet away from your best quilting buddy, place mask over nose and mouth (NOT over your throat)

GRUB: Prepackaged munchies

H2O: Free with a smile (NO cheating, you must have a smile under the mask)!

DOOR PRIZES: Yes, we have door prizes and you can win **if** you attend. Also, our past Pres will be providing face shields for those who did not get one at the "Drive By" (quantity limited come early)

OPPORTUNITY STUFF: We have baskets. We have Quilts, We have table runners & toppers, wall hangings too. We have a lot of great stuff!

MOST IMPORTANT: Bring some smack-a-roos (as many as you want). Holidays are coming and we have great stuff.



Presidents Message

Although we have **no NCQG November meeting** this month, we are celebrating the holidays with a Special Event, our own “**Mini Jingle Mingle**” on **Saturday, December 5th, from 1:00 pm to 3:00 pm**. This special event will be at Yorba Linda Presbyterian Church on Yorba Linda Blvd. Friends and family are welcomed. We ask that you wear a mask and bring your own chair! Besides quilts and table runners, we have some incredible opportunity baskets! Hope to see you there!

The **Philanthropy Fabric sale was a great success!** Our members were able to fill their baskets with fat quarters and ½ year cuts. Thanks to Paulette, Rita, and Tammy for planning this event. The donation table had some treasures for us all. I even picked up a design board that I wanted!! One of our members, Becky Sproal, had her paint chips to help her pick matching fabrics for a mystery quilt for 2021. Others fill their baskets with fabric colors that they needed for their stash! Thanks, again to all of you for making this possible!

We are asking for your help! Our last collection for **Christmas stockings** is **Thursday, December 3rd**. Our goal is **500 Christmas stockings**. You are invited to add to the count by dropping off your quilts at the home of Martha Ruiz.

Take a look at the list of talented Guest Speakers we have lined up for 2021 programs. Doreen Job has provided a list of all the Guest Speakers, their lectures and their workshop. Enjoy the chance to check out the teachers on their websites before our meetings. We have experienced teachers delighted to share their expertise with us. Feel free to sign up for more than one workshop at a time! Our Zoom workshops have been fun!

Wishing you a special Thanksgiving Day as we all give thanks for our family and friends! I want to share my thanks and appreciation for our talented and giving quilting community at NCQG.

Happy Quilting,
Betty Ann



Philanthropy

October was a busy month for donations from Guild Members and Quilts that we were able to donate because of your donations. Much appreciated by all.

Guild Members Donations:

Charline Berg
Jenny Hurst
Janet Strand
Kat Bloom
Ricki Bremer
Gail Mitchell
Beth Stiel
Numerous unnamed Guild Members

Quilt Donations:

CAST: 2 quilts
CA Fire Victims: 8 quilts
Living Well Pregnancy Center: 4 Quilts and yarn
Mom's: 14 Quilts
Crittenton: 11 Quilts
1 quilt to a cancer treatment person

Total Quilt Donation for Oct was: 40

Current Philanthropy Needs

- Quitters to make quilts once the piecing is completed. Use of a long arm is not required. These are small baby quilts that will not take that much time. A walking foot on your domestic machine works.
- White Material for kits

We would love to recognize all of your efforts so please remember to put your name on your donations and completed quilts and kits that you drop of at either Rita's courtyard or my porch.

Thank you in advance for your support of the Fabric Sale!

Hope you all stay safe and look forward see you all soon.

Paulette

Membership Notes

Happy Fall Quilters!

A couple of weeks ago, I sent out in the mail a printed copy of the Renewal form. I am just checking in to see if any of you have questions about renewing your membership? We will soon be working on the annual Membership Yearbook and we would love to include you in the 2020-21 printing!

And, I am excited to say we had a very good response. You are awesome! Thank you, ladies, for your support of NCQG.

We hope to hear from all of you!

Thank you,
Betty Ann Wytcherley
Membership Chair

Opportunity Quilt Winner!!!



And the Winner is...

Congratulations to **Tammy Messmann** our Baltimore Blossoms Opportunity Quilt winner!

We had a successful fundraiser making about \$1500 for our guild to be used for programs, workshops, philanthropy and everything it takes to run our guild smoothly. About 55% of our members participated in the selling of tickets. Special shoutout to Debi Hana and Paulette Fletcher our top sellers each selling over \$100 worth of tickets! Woot! Woot!

Another year - another Opportunity Quilt! Please continue to support our fundraisers.

Becky Sproal

UFO Challenge

Do you have any Projects that you've started and haven't quite completed yet? Here is a fun challenge for you. Sign up for the Guild's UFO Challenge and complete 5 projects this upcoming year. Excited to start? All you need to do is complete the UFO entry form with the names and descriptions of 5 projects that you would like to complete and turn it in with a \$10.00 entry fee (for prizes and supplies). Mail the entry to me at 400 N. Basque Ave., Fullerton, CA 92833 or, if we have any live events, you can give it to me there. Entries are accepted right up to the last turn in.

There will be five turn-ins from January to September 2021. When you submit a "completed" UFO (that means it has been quilted, bound and has an affixed label) by email with photos or at a live meeting (when we can hold them again) we will put in a ticket for that night's turn-in prize drawing. For your first turn-in, you will receive a participation ribbon with one button. You will also receive a participation button for each UFO completed. Turn-in months are January, March, June, July, September and online turn ins should be submitted by the Friday before the meeting. At the last turn-in, there will be a final drawing for everyone who has completed all 5 UFO's.

Blessings to you!

Holly Lopes

UFO Challenge 2020-2021

Do you have any Projects that you have started and haven't quite completed yet? Here is a fun challenge for you. Sign up for the Guild's UFO Challenge and complete 5 projects this upcoming year. Excited to start? All you need to do is complete this form with the names and descriptions of 5 projects that you would like to complete and return it back to me along with a \$10.00 entry fee (for prizes and supplies). There will be five turn-ins from January to September 2019. When you bring in a "completed" UFO (that means it has been quilted, bound and has an affixed label) to a UFO turn-in you will receive a ticket for that night's turn-in drawing. At the first turn-in in January you will receive a participation ribbon and at each turn-in you will receive a participation button for the UFO you have completed. At the last turn-in in September there will be a drawing for everyone who has completed all 5 UFO's.

As we have been doing in the past, you may submit the project you finish in any order from your list. You may bring in several projects to turn in at one time, no limit. Also, if need be, you may substitute a different project from your list at any turn-in.

UFO Challenge Turn-in months are **January, March, June, July, September**. via email not later than the Sunday before the meeting. Email to hollylopes@yahoo.com photos of the front of the quilt and a label. I suggest you also provide a description suitable for Show and Tell, I will forward to our newsletter editor.

Come On Let's Get Some UFO's Off of Our "Wanna Finish" List. Challenge Yourself!! Questions? Contact Holly Lopes, 714-326-5555 or email hollylopes@yahoo.com

Name: _____

List Your Projects:

1. _____
2. _____
3. _____
4. _____
5. _____

Fill the Top and keep as a reminder for you

Fill the bottom mail it with your \$10.00 entry fee for the UFO Challenge 2020-21 to Holly Lopes, 400 N. Basque Ave., Fullerton, CA 92833. make your check out to North Cities Quilt Guild

Name: _____

List Your Projects:

1. _____
2. _____
3. _____
4. _____
5. _____

2021 Workshops

Here is a preview of guest speakers and workshop opportunities planned for 2021. Mark them on your calendar and be ready to have some fun!

February 23 Dale Allen Rowse – the Quilting Cowboy quiltingcowboy.com

Workshop pattern: “Cross Play”. Workshop is for confident beginners, intermediate and advanced quilters. Pattern is \$5.00 A specialty ruler might be required

Guild Workshop fee: \$35.00 Registration ends for this workshop on January 25th for Guild members. Early registration is encouraged because of the popularity of this workshop.

April 27 Laura Fraga laurafragaquilts@att.com

“Beginning Applique/Adventures in Applique”

Laura has been featured on “The Quilt Show” with Alex Anderson and Ricky Tims.

Guild Workshop fee: \$35.00

June 29 Grace Errea amazingquiltsbygrace.com

Grace designs patterns for Hoffman of California Fabrics and has appeared on “The Quilt Show” with Alex Anderson and Ricky Tims. Workshop title: “Virtual Birds”.

Kit fee: \$35.00 and Guild Workshop fee: \$35.00 (The Guild might have to do a bulk mailing for the kits to lessen the cost of mailing.)

July 27 and August 2 Lori De Jarnett humblequilts.blogspot.com

Workshop: “String Quilts Your Way”. No kit fee or pattern.

Guild Workshop fee: \$35.00

2021 Workshops Cont'd

August 28 Quilt Retreat/Mystery Quilt with our own Rita Jones

Limited to 22 people for the in person Quilt Retreat.

In-person Mystery Quilt fee: \$70.00.

Zoom participant Mystery Quilt fee: \$60.00

October 26 Becky Mc Daniel BeckyMcDaniel.com

Paper Pieced “Crazy Cushion” with three different designs: Star Jasmine, Pineapple, Flying Geese.

Kit: \$35.00 and Guild Workshop Fee: \$35.00

If you only need the pattern and the paper piecing pages: \$15.00

Paper piecing light boxes available for \$25.00

A photo of the “Crazy Cushion” is on her website.

****Workshop fees are not refundable. Kit and material fees are to be paid to the instructor at the workshop.***

Make checks out to North Cities Quilt Guild and send to: P.O. Box 376, Yorba Linda, CA 92885-0376, (Attention: Doreen Job)

North Cities Quilt Guild

NCQG Member Workshop Sign-Up Sheet for 2021

Member Name _____ Phone number _____

Email Address _____

You will be notified if one of your chosen workshops is full and you are put on the waiting list. If you are put on the wait list, you will be refunded your payment and payment will be due only if space becomes available to you.

_____	January	Ann Turley Lecture/ NO WORKSHOP	
_____	February 23	Dale Allen-Rowse /Quilting Cowboy	\$35.00
_____	March	TBD	
_____	April 27	Laura Fraga	\$35.00
_____	May	Luncheon	TBD
_____	June 29	Grace Errea	\$35.00
_____	July 27/ Aug 2nd	Lori De Jarnett	\$35.00
_____	August 28	Mystery Retreat	TBD
_____	September	Installation/ NO WORKSHOP	
_____	October 26	Becky McDaniel	\$35.00
_____	November	Jingle Mingle/ NO WORKSHOP	
_____	December	NO MEETING	
_____	TOTAL		_____

Please check the workshop you wish to sign up for. Workshop must be paid for before you can be put on the list.

--Workshop theme is subject to change and will not be refunded. Kit and Material fees are to be paid to the instructor prior to the workshop.

Questions contact: Workshop Chairperson, Doreen Job, listed in front of current guild directory.



FERN PLETT	Nov 18
DOLORES GILBERT	Nov 21
SHELLY McGUINE	Nov 25
RITA JONES	Dec 06
BETH STIEL	Dec 06
MARTHA RUIZ	Dec 12
MARY WEIFENBACH	Dec 12
LABERTA MALONE	Dec 15
SHERI SIEDENTOP	Dec 21
KRISTYN SHIPLEY	Dec 27
BARBARA MASSEY	Dec 30

Virtual Show and Tell



← Betty Ann Wytcherley

This is a quilt I made for my daughter's mother-in-law. I gave it to her in September. This is the only picture I have of it.

Quilt pattern was called Migrating Birds and the quilting was done by SewCrazed Quilting.


→ Linda Magnuson

Here's the quilt I made for my aunt at my cousin's request. It took me a while because the move got in the way but I finished it!



← Frances Matthews

This is from Bonnie Hunter's mystery class of last fall, "Frolic". The Orange Quilt Bee also did the quilting.



→ Frances Matthews

This is called "Scraplicious" that I made in Rita Jones' mystery class a couple of years ago. Lisa at Quilt Bee quilted it.



Virtual Show and Tell

Kat Bloom

I made my better half a quilt for his birthday. It's built around a dragon themed panel.

A little different than most quilts, but perfect for him!
(Long arm work by Deanna Fragnoli in Chino Hills)

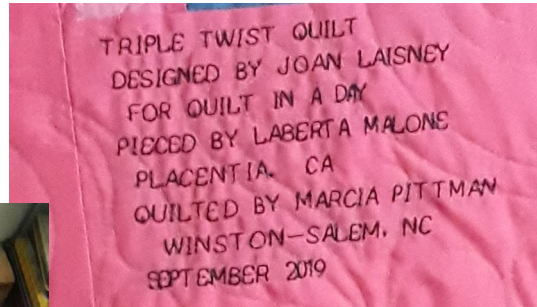


Virtual Show and Tell



Laberta Malone

First was block exchange
Small but good size for little
child. Maybe a Linus type thing. Probably will take to HIS House.



Second is Quilt In A Day pattern that I have
a long time. Finally used up those jelly rolls
from JoAnn's I bought about 6 years ago.
Showing front and back proves I used them
all up.



Third is
another
block ex-
change.
Don't

know exactly when it happened. I usual-
ly try to keep the years exchange was
done but not this time. Used some of
my Christmas stash for border. Cindy K.,
quilted it. It might make a great wall
hanging for the season.

Both of the quilters do such great jobs
on my endeavors and make them beau-
tiful.



Virtual Show and Tell




Laberta Malone:

<— First one is Larene Smith pattern call "The Way You Do the Things You Do". Looking at it as I took the picture I began to think I had put it together wrong. Didn't seem to lie quite right. So I went back and looked at pattern. Did it right but still looks sort of out of kilter to me. Oh, well. Used only stuff



from my stash on this one. And

as always used up remnants on back. Not enough to do another so just do back art.



<— Second is called "Grandma's Favorite Things". It was one of those freebies you get in the advertisement from quilting magazines. For some reason it caught my eye. Snickers (1 of 3 of our cats) likes it too. Stash buster again.

—> Third is kit I must have picked up on a quilt run at some point. It is pattern by Creative Solutions called

"Uptown Girl". Because of fabric patterns, etc. I have changed it to "Downunder Boy". Good size for lap or crib.



<—Last but not least is one from pattern from Mountainpeek Creations called "Far East Highlights". I think this was a kit too. I have seen the pattern stand alone in some shops. But the more I think about it, it was from a kit. I absolutely love the quilting on this one.

Guild Meetings (Overview)

We meet on the fourth Monday of each month, January through November (dark in December and May), at the:

**Placentia Presbyterian Church, in Key Center.
849 North Bradford, Placentia, CA 92870**

6:30pm - Social time, refreshments, library, opportunities, block exchange and more

7:00pm - Welcome, Business Meeting, Program, Show and Tell and Door prizes and other drawings

Saturday December 5th	"Mini" Jingle Mingle		
Monday January 25th	Ann Turley Lecture "Out on a Limb"		
Monday February 22nd	Dale Allen Rowse—The Quilting Cowboy	Tuesday February 23rd	Workshop "Cross Play"
Monday March 22nd	TBD		
Monday April 26th	Laura Fraga	Tuesday April 27th	"Beginning Applique/ Adventures in Ap- plique"
May	No Meeting	May TBD	May Luncheon
Monday June 28th	Grace Errea	Tuesday June 29th	"Virtual Birds"
Monday July 26th	Lori De Jarnett	July 27th & August 2nd	"String Quilts Your Way"
Monday August 23rd	Meeting	Saturday August 28th	Quilt Retreat
Monday September 27th	Meeting		
Monday October 25th	Becky McDaniel		"Crazy Cushion"

SPONSORS




CHARLINE BERG
 REALTOR®
 (714) 326-5678
 charline@charlineberg.com
 www.charlineberg.com
 DRE #00929291
 22800 Savi Ranch Pkwy #100, Yorba Linda, CA 92887
 BERKSHIRE HATHAWAY | California Properties
HomeServices
 An independently owned and operated member of BHH Affiliates, LLC.

BERNINA[®] *made to create*


FOR THE LOVE OF SEWING

ANAHEIM *Family Owned & Operated Since 1956* **TUSTIN**
 1189 N. Euclid St. 92801 *Sales & Repair* 600 E. First St. 92780
 714.774.3460 *Authorized BERNINA & Baby Lock Dealers* 714.669.0583

Shop Mel's for all of your sewing needs
 Quilting, Embroidery and Sergers Machines
 100% Cotton Fabric, Notions and Accessories
 Our classes and clubs can be found online at www.melssewing.com or
 contact us at info@melssewing.com.


M&L FABRICS
DISCOUNT STORE
 3430 W. Ball Road, Anaheim, California, 92804
 (714) 995-3178 Fax (714) 995-5309

20% OFF Simplicity • Vogue McCalls • Butterick & Kwik Sew Patterns	HOURS Mon.-Fri. 9-7 Sat. 10-6 Sun. 12-5	20% OFF Ribbons • Notions Buttons • Zippers • Threads •
---	---	--

PAL'S

Sewing & Vacuum

www.PalsSewVac.com

949-645-7257

2299 Harbor Blvd, Costa Mesa, CA 92626

Mon-Fri: 10am-6pm Sat: 10am-5pm Sun: Closed

Note from Newsletter Editor

Do you have something you would like included in the newsletter? Let me know! All articles should be submitted by the 5th of the month. Please submit to: j.marcia@gmail.com