

Northern Lights

November 2024



A Publication of North Cities Quilt Guild

Monday, November 25th
Meeting begins at 6:30pm



Dates to Remember

- November 25th—
Guild Meeting Jingle
Mingle

Presidents Message

Susan and Joann Present:

Nothin' says Lovin' like Somethin' from the Oven

JINGLE MINGLE November 25, 2024

TIME: 6:00 P.M.

BRING FAMILY AND FRIENDS.... NO CHARGE!!!

Party planners are busy with details and presentations. Entertainment and games.

Check your name for the food list.

Kristy Naranjo provided a delightful and informative presentation for our October meeting and workshop. Remember to bring your creations to SHOW AND TELL. I love how my project is looking. I truly enjoyed the process and hope to use this technique in other projects.

Someone (who will remain nameless) suggested taking all our newly learned techniques and creating a quilt. Like "she" has nothing better to do than surround herself with fabric and more fabric. Already she is planning for fabric sales next year.

SEW to challenge yourself... Alan and Bret have presented the Mango challenge. How many of us give quilts for wedding gifts, baby quilts, small children, girlfriends, and forget to make something manly. I am 'SEW' looking forward to see the creativity of making a project from the deeper colors of man quilting. I hope that we get many participants. If you say "I do not do a quilt challenge" then ask yourself WHY NOT? Every new project we start is a challenge, it is the challenge to finish the quilt before it is a UFO. On that note, join me and show Alan and Bret you're best of the West.

Love,

Trudy



Philanthropy

November 2024

Congratulations for a very busy 2023-2024 Philanthropy year. Through your efforts we donated 236 Quilts, 173 Pillowcases, and 26 Placemats. In addition we were able to supply a number of other donation sites with the needed fabric and embellishments to fulfill their missions. The friendship groups were an integral part of fulfilling the needs of our guild. We have been able to increase the attendance of the Philanthropy sew date to 12 persons. In October we were able to donate a number of little dresses and shorts for girls in need. We also were able to support disaster relief areas recently with our quilts and hats for children.

New Adventures for the 2024-2025 year:

February Guild meeting: you will have the opportunity to purchase Green Fabric just in time for March.

Fabric Sale in late May/ early June. It will be a separate event from a regular meeting. More to come.

Christmas in July: in addition to making Christmas stocking we will have a number of placemat and Pillowcase kits available for the making.

Dresses for girls: This will be a special philanthropy event where we learn how to make these dresses and shorts. More to come.

Donations and Completed Projects: Please sign in when you turn in a project so we can celebrate you!

Dona Willson
Christina Pelle

Trudy Teshima
Kath Finch

Helene Born
Susan Kjellgren

MaryLou Ripper
Charlene Berg

Lin Baesler

MARK your calendars: the next sew-in is October 24.

Yorba Linda Presbyterian church: 19301 E Yorba Linda Blvd, Yorba Linda.

We have all kinds of projects for you to choose from – all the way from complete quilt kits – to simple strip kits and adding borders to an existing quilt to make it larger in size. Come when you can – leave when you must. BRING YOUR LUNCH and your sewing supplies.

Future dates: **Nov 21, 2024.** Jan 23, 2025, Feb 27, Mar 27, April 24, May 22, June 26, July 24, Aug 28, Sept 25.

Stockings: Final Turn In- November Meeting. Linda Boyle will be providing stocking kits at the each of the guild meetings. Each kit contains the makings for 4 stockings and instructions. Each time you turn in the kit with the completed stockings you will be entered into a raffle for a prize. The prizes will be drawn quarterly. If you make stockings with your own supplies you will also be entered into the raffle. The goal this year is 350 stockings.

Fabric Sale: Still accepting donations for the upcoming fabric sale in May/June.

Wants and Needs: Donations of flannel. Batting donations: small and large pieces.

Yarn: please bring to the guild meeting any yarn you may have that you would like to donate

Long arm or domestic quilters: to finish these wonderful quilt tops.

We are taking fabric donations: anything larger than a fat quarter, 100% cotton material, batting, completed quilt kits, precuts, quilting tools and supplies, fleece, orphan blocks.

Thanks to all of you from: Paulette, Rita, Tammy and Linda

We're Having a Party & Everyone is Invited



Let's Get Ready To **MINGLE!**
Nothin Says Lovin
Like Somethin From The Oven



DATE: November 25, 2024

TIME: 6:30 Mingle Begins

PLACE: Placentia Presbyterian Church, 849 N. Bradford,
Placentia

ATTIRE: Adorn yourself with Gingerbread (man/woman/house) in mind. (Tacky works). Yes, there will be a **PRIZE** for the **BEST DRESSED**.

POT LUCK (by Alphabet Please): A-E: Desserts, F-P: Appetizers/Salads, R-Z: Main Course, H2O Provided.

DOOR PRIZES: Yes, we have door prizes and you & your guests can win.

OPPORTUNITY ITEMS: We have baskets for quilters and non-quilters. We have Quilts, table runners, toppers & wall hangings too. We have a lot of great stuff that you can win if you attend. (Any Guild members may contribute basket items in Sep & Oct. Please contact Joanne or Susan).

MOST IMPORTANT: Bring your friends, your family, strangers (as many as you want). Holidays are coming and we have great stuff they can win.

(Reserve your table for parties of 6-8, contact Susan)

“Joy of Winter” Size 53 X 54—Opportunity Quilt

This year the opportunity quilt was donated to the guild, so we don’t know the original maker of the quilt. It was quilted by a member of our guild Sandie Cochran. The quilting is stunning! Thank you for supporting the guild and purchasing tickets with your membership enrollment. Please consider taking addition tickets to sell during the year or join me in presenting this quilt to other guilds

Here is the current schedule at this time:

Nov 12, 2024: Orange County Quilt Guild (Anaheim)
6pm - 9pm
Nov 19, 2024: South Bay Quilters Guild (Torrance)
6pm – 9pm
Nov 20: LA County Quilt Guild (Downey) 9am -
12pm
Feb 10, 2025: Flying Geese Quilt Guild (Irvine) 6pm
– 9pm



At the September 22, 2025, general meeting we will have the drawing for the winner of this opportunity quilt. We will also award a gift to the member(s) with the highest sales record so please consider signing up to help show the quilt as we take it to other quilt guilds. The showings of the quilt will be posted in the newsletter so you can contact me when you’d like to attend the meeting.

“Gift of Spring” winner

Every member that helped show the Gift of Spring quilt last year was given a canvas bag as a thank you for their time and support. Amy Estrada, Dolores Gilbert & Susan Rolfson were awarded a Missouri Start book and “Love to Quilt” sticker for their extra ticket sales efforts. The winner for the drawing of the Gift of Spring quilt is Bonnie Bennett. Bonnie is a member of the Flying Geese Quilt Guild. I was able to deliver the quilt to Bonnie on Saturday September 28th.

Here’s a picture of the lucky winner with this stunning quilt. Congratulations Bonnie!



October Block of the Month - Scrappy Leaf Block - 12" finished/12.5 unfinished

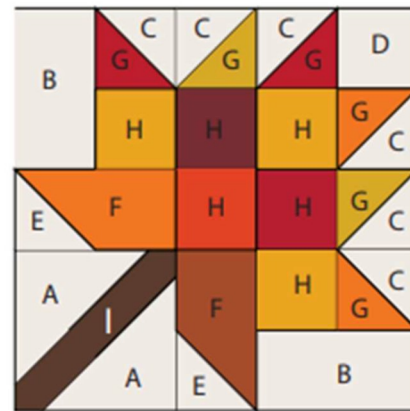
Tutorial: <https://thecraftyquilter.com/2022/09/free-scrappy-leaf-block-pattern/>

Suggestions: Use a variety of fall leaf colors for leaf pieces. Layout pieces before sewing to test the color layout.



Cutting for 1 leaf block

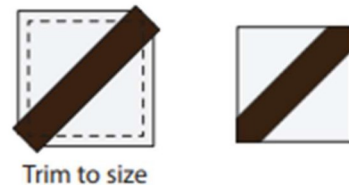
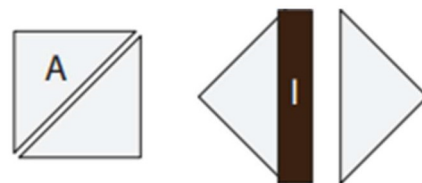
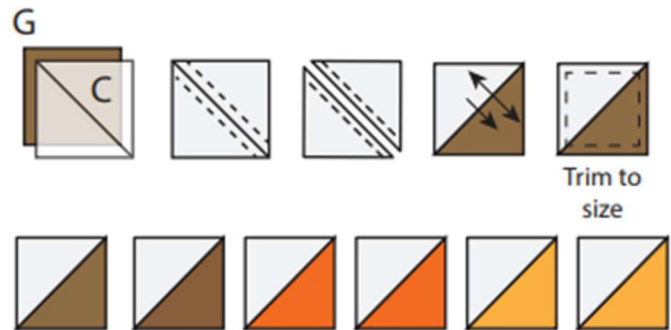
Color	Qty	Piece	Size
background	1	A	5" square
background	2	B	2.5" x 4.5" rectangle
background	3	C	3" square
background	1	D	2.5" Square
background	2	E	2.5" Square
leaf (different colors)	2	F	2.5" x 4.5" rectangle
leaf (different colors)	3	G	3" Square
leaf (different colors)	6	H	2.5" square
Stem	1	I	1" x 7" rectangle
border	4	J	2" x 10" rectangle
corner stone	4	K	2" square



- Please read ALL instructions before starting.
- Use a scant 1/4" seam allowance.
- RST = right sides together
- HST = half square triangle
- Most seams are pressed open; follow pressing arrows when shown

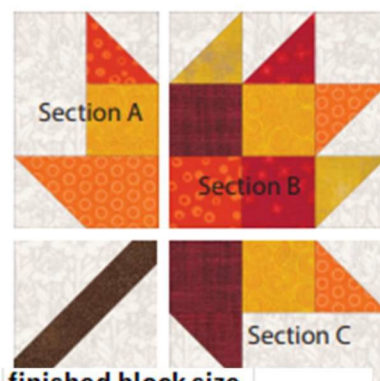
Piecing steps

1. Draw a diagonal line on the wrong side of each background (C) square.
2. Place marked (C) square RST with a colored (G) square. Stitch on each side of the diagonal line.
3. Cut apart on the diagonal line and press open or towards the dark.
4. Trim HST unit to 2.5"
5. Make 6 HST units in a variety of colors.
6. Draw a diagonal line on the wrong side of two background (E) squares.
7. Place one marked (E) square RST on one end of a colored (F) rectangle. Stitch on the line.
8. Trim seam allowance and press towards the background fabric.
9. Make a MIRROR image of the pieced rectangle from above by repeating steps 6-8, making sure the diagonal line is going in the opposite direction.
10. Cut the background (A) square in half diagonally to create two triangles.
11. With RST, place the (I) rectangle on the long side of one triangle, matching centers. Stitch.
12. Repeat using the other triangle.
13. Press seams open OR toward the background fabric.
14. Trim Stem Unit to 4.5" square.



Assembly

15. Arrange the B rectangles, HST's, pieced rectangles, H squares and stem unit as shown on the cover image.
16. Assemble the pieces into sections as shown. Press all seams open.
17. Square up sections using the table below-right.
18. Sew the sections together to create a leaf block. Trim to 10" block.
19. Sew Side borders to leaf block
20. Sew cornerstone to each end of top and bottom borders, then sew to top and bottom of leaf block. Trim to 12.5 unfinished block size.



finished block size	
Section A	4.5" x 6.5"
Section B	6.5" x 6.5"
Section C	6.5" x 4.5"

Bits and Pieces 2024-2025



The perfect way to use up your scraps, and by exchanging them with other members you can make a scrap quilt with a vary wide variety of prints.

Make 10 of these blocks. **Keep 1** for yourself. **Bring 9** to the meeting in a ziplock bag with your name on it. From these 9, **7 will be traded** and **2 will go into a group raffle quilt**. Every month you participate your name will be entered into the raffle to win a finished quilt made from these blocks.


You can use the same print on all of your blocks or have a variety, BUT both print pieces in a single block are to be the same print. You may turn in more than one set each month if you would like to have a larger quilt.

To make one block:

From "White on White" fabric, cut one 2 ½ inch square




From the same print fabric, cut one 2 ½ inch square and one 2 ½ by 4 1/2 inch rectangle




With right sides together sew one white square to one print square

Then iron seam towards the print fabric




With right sides together sew this 2 block unit to the rectangle print

Then iron towards the rectangle




Finished block size is 4 ½ inches square



***** If you have any questions you can contact **Tina Hawbaker 562-708-1188** *****

NCQG 2025 Workshops



February 7 and/or 8 Workshop

Rita Jones —Loose Ends

Find those left over orphan and alien blocks and turn them into a quilt! Or just bring a project to work on. Attend one or both days.



February 25, 2025 Workshop Anne Sonner — Beginning Photo Transfer

Learn to transfer photos to fabric that can be used in a quilt.



April 29, 2025 Workshop

Ann Turley – Leaves Quilt Design

Ann will lead you through the creative process of designing this quilt, start to finish. Make it any season you like with simple directions.



June 24, 2025 Workshop

Dona McKenzie – Studio 180 Dove in the Winter

Use the Tucker Trimmer to create this bed runner or use it as the start of a new quilt.

July 29 Workshop Manny Caldera— Working with Your Singer Featherweight

Bring your vintage machine to class and learn how to maintain it. Limited to 12 participants.



August 22-23, 2025 Rita's Mystery Workshop!

Only Rita knows what you'll create this year!



October 28, 2025 Workshop

Dru Ferrell – Miniature Doll Quilts

Create a tiny treasure for your favorite doll or child.



NCQG 2025 Member Workshop Sign-Up Sheet

Member

Name: _____

Phone Number: _____ **Email** _____

Address: _____

____	February 7 and/or 8	Rita Jones - Loose Ends Workshop	\$35 1day/\$45 2days
____	February 25	Anne Sonner – Beginning Photo Transfer	\$35
____	April 29	Ann Turley – Leaves Quilt Design	\$35
____	June 24	Dona McKenzie – Studio 180 Dove in the Winter	\$35
____	July 29	Manny Caldera - Working with your Featherweight	\$35
____	August 22–23	Rita Jones – Mystery Retreat	\$80
____	October 28	Dru Ferrell – Miniature Doll Quilts	\$35
____	Total # of classes \$ _____ Total cost		

Please check the workshops you wish to sign up for. Workshops must be paid for before you can be put on the list. Workshop fees are \$35 unless otherwise noted. Workshop fees may be refunded, minus a \$10 service fee, if the 2nd VP, Current Programs, is notified at least 24 hours in advance.

****Workshop theme is subject to change and fee will not be refunded.****

Kit and Material fees are to be paid to the instructor at the workshop.

You will be notified if one of your chosen workshops is full and you are put on the waiting list. If you are put on the waiting list, you will be refunded your payment and payment will be due only if space becomes available to you.

For questions contact: Jill Patterson cell: 714-272-0340 email: jillpatterson@yahoo.com
Payments can be made:

In person at the guild meetings

Online using PayPal

By mail. Notify Jill Patterson by cell or email AND mail payment to:

North Cities Quilt Guild

NORTH CITIES QUILT GUILD TEMECULA RETREAT

MONDAY, JUNE 30 – Wednesday, July 2, 2025

Arrival - 10:00 a.m. Monday. Departure - after lunch on Wednesday.

Our Guild will be hosting its first ever overnight retreat this coming summer! As the coordinator, I am so excited that the Guild is sponsoring this opportunity for us to gather together to finish up some of our UFO's or start a brand new project, and have a great few days away from our daily routines. Getting to know our fellow Guild members better is an added bonus!

The retreat will be held at the Vina de Lestonnac Retreat Center, located in the beautiful wine country of Temecula. If you've not had the opportunity to attend a retreat at this location, you are in for a real treat. The grounds are serene, secure, and private, overlooking the vineyards that are so prevalent in this part of the valley.

Our group will occupy a spacious and well-lit classroom – which has space for approximately 20 quilters. Each retreator will have a spacious area to “set up shop”, with an additional *small* private space next to his/her table to set up a personal cutting/ironing station.

Sleeping accommodations are offered in clean and well maintained double rooms. Each room features two twin beds, a dresser/desk, a table and chair, with an attached bathroom (*no tub/shower only*). Rooms are air conditioned and/or heated, with the temperature controlled by the occupants. During your stay, all meals are included beginning with lunch at noon on Monday, and continuing through lunch on Wednesday. Meals are served in the dining room, which is located a short walking distance from the classroom. There are also provisions for those who prefer to drive to meals. The kitchen staff plans complete meals (yes, that means dessert is included!), and caters to those with special dietary requirements.

The Center also provides 24 hour availability to tea, coffee, and cocoa, and each classroom has its own small kitchen where there is a refrigerator and microwave for our use.

In addition to free time to sew, the guild will be busy planning some fun activities and door prizes. Now that you are excited to come with me on this new adventure, it's time to get signed up! There is a Registration Form in this newsletter. You can also register with our workshop chairman, Jill Patterson at the Guild general meetings, and the form will also be added to our website. As we are limited to the number of quilters who can attend – you won't want to hesitate. To sign up, you will need to return your Registration Form with a \$100 nonrefundable deposit (cancellations will be handled on a case-by-case basis). You can come with a friend from within the guild, or someone who is not a guild member. Retreators who are not guild members will be required to pay the additional \$55 to join the guild as part of their fee. In return, they will be provided with 30 tickets to enter the drawing for a chance to win our new Opportunity Quilt!

Please read this information and the information on the Registration Form carefully! If you have any questions, feel free to reach out to me, Rita Jones. My cell phone number is in the Guild Yearbook. I am more than happy to answer any questions you may have.



**2025 NCQG RETREAT REGISTRATION
FORM**

MONDAY, JUNE 30-JULY 2, 2025

Payment Amt: _____ Check #: _____ attached _____ Paid online Date Payment Rec'd: _____

Name: _____ Address: _____ Street, city, (please include zip code)
Phone Numbers: (cell) _____ (home) _____ Email: _____
Emergency Contact Name _____ Phone No. _____

ROOMING REQUESTS AND COST: ___ \$425 Guild Members ___ \$480 Non-Guild Members Name of Roommate: _____ <i>Single Occupancy rooms may be available for an additional fee.</i> I prefer a room located: ___ Ground Level ___ Upstairs ___ Handicap Accessible There is no elevator on the premises. We will try to accommodate your preferences, however, we cannot guarantee room locations. <p style="text-align: center;"><i>A \$100 non refundable deposit must accompany this form to hold your spot. Cancellations will be handled on a case by case basis.</i></p>
--

RELEASE AND WAIVER OF LIABILITY AGREEMENT

I acknowledge that I have voluntarily applied to participate in the "North Cities Guild Quilt Retreat" to be held June/ July 30-2, 2025, in Temecula, California (collectively referred to as the "Retreat"). Travel to and from Retreat Center and quilt-related activities are also covered by this waiver of liability.

As consideration for being permitted to attend and participate in the Retreat I forever release the Retreat organizers, any Retreat affiliated organization, and their respective directors, officers, employees, volunteers, agents, contractors, and representatives (collectively "Releasees") from any and all actions, claims, or demands that I, my assignees, heirs, distributees, guardians, next of kin, spouse and legal representatives now have, or may have in the future, for injury, death, or property damage, related to (i) my participation in these activities, (ii) the negligence or other acts, whether directly connected to these activities or not, and however caused, by any Releasee. I also agree that I, my assignees, heirs, distributees, guardians, next of kin, spouse and legal representatives will not make a claim against, sue, or attach the property of any Releasee in connection with any of the matters covered by the foregoing release.

I HAVE CAREFULLY READ THIS AGREEMENT AND FULLY UNDERSTAND ITS CONTENTS. I AM AWARE THAT THIS IS A RELEASE OF LIABILITY AND A CONTRACT BETWEEN THE RETREAT AND MYSELF AND SIGN IT OF MY OWN FREE WILL.

Signature of Participant

Date

***This form, with your deposit/payment is required to hold your spot. Please make check payable to:
NORTH CITIES QUILT GUILD***

Your payment may be made in person at a Guild General Meeting, on-line at the Guild website, or via mail-in to P.O. Box 376, Yorba Linda, CA 92885 NCQG Registration Form 2025

LOOSE ENDS WORKSHOP – taught by Rita Jones

Friday and Saturday - February 7 and 8th

What to do with those *odd ducks*? You know, the blocks you dislike, or the ones you won in a block exchange; the odd sized, the forsaken or the one-offs. How about the blocks missing their points (we all have those hidden away!) Are they even worth saving? Maybe you started a quilt top and somehow it's a bit off? Maybe you're just stumped and need an extra set of eyes to look over the directions with you?

Bring them with you to this two day workshop and we will brainstorm ways to move forward to a successful conclusion-or give them a proper burial.

Or, if you would rather just have one or two days of uninterrupted sewing time-come with your project, find a quiet corner and sew away. I promise, no one will ask you to cook, clean, weed the garden, or run an errand!

Hope you can join me for a fun home-based "mini-retreat".

P.S. This would be a great event for a friendship group get-together! No one has to hostess (clean the house, cook lunch, or lock up the pets).

Your class registration fee can be for either one day or two days.

One day is \$35 or both days is \$45.

The class will run from 10 a.m. to 3 p.m. each day at the Yorba Linda Presbyterian Church.

Class supplies should include any blocks, patterns, etc., that you wish to work on; your sewing machine and supplies; and a large piece of white flannel or batting if you wish to lay out your blocks.

Be sure to bring your lunch each day!



EVA SHIMAMURA	Nov 04
DOLORES GILBERT	Nov 21
SHELLY McGUINE	Nov 25
SANDIE COCHRAN	Nov 29

HEIDI LING	Dec 01
PHYLLS BEAM	Dec 05
RITA JONES	Dec 06
BETH STIEL	Dec 06
MARTHA RUIZ	Dec 12
LABERTA MALONE	Dec 15
SHERI SIEDENTOP	Dec 21
BARBARA MASSEY	Dec 30

Hospitality

Please bring refreshments beginning with the last names

“E-J”

****Remember to keep the hall**

Peanut Free**

Bring and Do...

- * Do Come in Early and Sign in
- * Do Wear a Smile
- * Bring a Friend or Two
- * Do Wear your Name Tag
- * Bring your Block of the Month
- * Do Greet Someone New
- * Bring your Bits ‘N Pieces Blocks
- * Bring those Beautiful Quilts for Show and Tell

Show & Tell October 2024

Pieced and Quilted by	Helene Born
Colors in Quilt	Grey back. Blue and rust, green spines.
Name and/or Pattern of Quilt	Dragon Dreams by Apples & Beavers
Description	
Maybe for my son's twins Cayden and Tyler. I made the quilts so they face each other.	



Pieced by	Karen Kindschi
Quilted by	K & E Quilting in Oklahoma
Size of Quilt	Twin
Colors in Quilt	Blue and Black
Name and/or Pattern of Quilt	Churn Dash
Description	
This was an online step-by-step each week run by a shop via their website that I did with my Mom.	

Pieced and Quilted by	Shelly McGuire
Size of Quilt	41 1/2" x 41 1/2"
Colors in Quilt	White, Pink, Blue
Name and/or Pattern of Quilt	Nine Patch
Description	
Nine Patch blocks (pink and blue) alternate with background fabric. They are surrounded by 1 1/2" and 4 1/2" borders. The quilt was made for our first Great Grandchild, to be born January 2025.	



Pieced and Quilted by	Loretta Beaumont
Size of Quilt	Lap
Colors in Quilt	Halloween
Name and/or Pattern of Quilt	Scrappy Halloween
Description	
A scrappy Halloween quilt based on something I saw on YouTube.	



Pieced by	Peggy Ochoa
Quilted by	Charmella Secrest
Size of Quilt	Full
Colors in Quilt	Green and Ivory
Name and/or Pattern of Quilt	Log Cabin in the Pines
Description	
I used all my green scraps from the 1980s and 1990s to make this quilt for my brother and his wife, who are having a house built in Washington state on a wooded lot. Many of the greens are from my late mom's stash that I inherited.	

Pieced and Quilted by	Tina Hawbaker
Size of Quilt	Baby
Colors in Quilt	Scrappy
Name and/or Pattern of Quilt	NCQG Bits & Pieces
Description	
This quilt was created using blocks made by North Cities Guild members and exchanged each month during the 2022-2023 membership year.	



Quilt made by	Norma Holland
Quilted by	Cathy Sandhoefner
Size of Quilt	Queen
Colors in Quilt	Collage of colors
Name and/or Pattern of Quilt	Blooming 9-Patch
Class (Instructor/ Locations)	Lori—Long Hot Summer Retreat



Quilt made by	Norma Holland
Quilted by	Cathy
Size of Quilt	Lap
Colors in Quilt	Pastels
Name and/or Pattern of Quilt	Flannel Stars (dots on back)
Description	
Made for my new great-niece "Dottie", born 10-24-24.	



Quilt made by	Norma Holland
Quilted by	Cathy Sandhoefner
Size of Quilt	Twin
Quilt Colors	Maroon, gold, olive green
Quilt Pattern	Rita's 2024 Mystery



Quilt made by	Sandy Brown
Quilted by	Cindy Kruze
Size of Quilt	70" x 80"
Colors in Quilt	Red, black, pink, white
Name and/or Pattern of Quilt	One Block Wonder
UFO (Month & Year Started)	7/24



Pieced by	Allan Gilbert
Size of Quilt	Stocking
Name and/or Pattern of Quilt	Western
Description	
A Southwestern Christmas stocking.	

Philanthropy Quilts



Many thanks to Karen Kindschi and Peggy Ochoa for photographing the quilts in Susan Lee's absence.

And a long overdue thank you to our NCQG members who volunteer to hold up the quilts each month. I want to especially thank Diane Wilkinson who unfailingly volunteers every month that she attends. Sew 'n' Tell couldn't happen without all of our volunteers!

North Cities Quilt Guild

EXPENSES	PROPOSED BUDGET 2024-25
Bank Charges	\$ 50.00
Birthday Items	\$ -
Block of the Month	\$ 30.00
Challenge Quilt	\$ 100.00
Equipment Rental/Purchase	\$ 250.00
Facilities Rent	\$ 3,000.00
Donations	\$ 650.00
Hospitality	\$ 75.00
Installation Dinner Expense	\$ 25.00
Insurance	\$ 500.00
Jingle Mingle	\$ 50.00
License & Permits	\$ 50.00
March Madness	\$ 50.00
Membership Printing	\$ 50.00
Membership Recognition	\$ -
Miscellaneous	\$ 50.00
Monthly Opportunity	\$ 85.00
Mystery Retreat	\$ 800.00
New Member Lunch	\$ 300.00
OC Fair	\$ 50.00
Office Supplies	\$ 35.00
Opportunity Quilt Expenses	\$ 300.00
Patchwork Stars	\$ 75.00
Paypal/Square Fees	\$ 175.00
Philanthropy Expenses	\$ 875.00
Promo Materials	\$ 200.00
P O Box Rental	\$ 200.00
Yearbook Printing	\$ 200.00
Postage & Delivery	\$ 200.00
President's Discretionary	\$ 75.00
Presidents Quilt	\$ 350.00
SCCQG Membership	\$ 50.00
Share and Care	\$ 35.00
Speaker Travel	\$ 500.00
Speaker Meals	\$ 150.00
Speaker Lodging	\$ 225.00
Spring Gala	\$ 2,300.00
Storage Facility	\$ 4,000.00
Temecula Retreat	\$ 4,531.00
UFO Challenge	\$ 50.00
Web Hosting	\$ 150.00
Web Maintenance	\$ 300.00
WebsiteDesign	\$ 200.00
Speaker/Workshop Fees	\$ 2,975.00
Workshop Supplies	\$ -
Workshop Facility Rent	\$ 350.00
Zoom Software Subscription	\$ 192.00
TOTAL EXPENSES	<u>\$ 24,858.00</u>

INCOME	PROPOSED BUDGET 2024-25
Spring Luncheon	\$4,000.00
Spring Luncheon-Baskets	\$1,500.00
Mystery Quilt Workshop	\$1,920.00
Challenge Quilt Income	\$50.00
UFO Challenge Income	\$250.00
Jingle Mingle	\$1,000.00
March Madness	\$400.00
Membership Dues	\$2,250.00
Philanthropy	\$900.00
Library Income	\$25.00
Monthly Opportunity	\$500.00
Newsletter/Yearbook Ads	\$300.00
Opportunity Quilt	\$2,500.00
Opportunity Baskets-Installation	\$0.00
Temecula Retreat	\$6,375.00
Workshops	\$1,750.00
Other /Donations	\$0.00
Hospitality	\$30.00
Reserves	\$1,108.00
TOTAL INCOME	<u><u>\$24,858.00</u></u>

Guild Meetings (Overview)

We meet on the fourth Monday of each month, January through November (dark in December and May), at the:

**Placentia Presbyterian Church, in Key Center.
849 North Bradford, Placentia, CA 92870**

6:00pm - Social time, refreshments, library, opportunities, block exchange and more

6:30pm - Welcome, Business Meeting, Program, Show and Tell and Door prizes and other drawings

Monday November 25th	Jingle Mingle		
Monday January 27th	Guild Meeting Round Robin Quilt Techniques	Friday/Saturday February 7/8	Workshop Orphan Blocks “Loose Ends” Rita Jones
Monday February 24th	Guild Meeting Ann Sonner—American History	Tuesday February 25th	Workshop Beginning Photo Transfer Ann Sooner
Monday March 24th	March Madness	Saturday March 15th	Friendly Competition Sit-N-Sew Philanthropy Rita Jones and Paulette Fletcher
Monday April 28th	Guild Meeting Ann Turley Menagerie	Tuesday April 29	Workshop Leaves
Monday June 23rd	Guild Meeting Dona McKenzie “My Quilt Journey”	Tuesday June 24	Workshop Studio 180 “Dove in the Window”
June 30—July 2nd	Guild Retreat		
Monday July 28th	Guild Meeting Manny Caldera History of Singer	Tuesday July 29	Working with your Machine or Featherweight

SPONSORS



Pebble Gilb & Lisa Wiltse, Owners

714-639-3245
 628 E. Katella Ave., Orange, CA 92867
www.orangequiltbee.com
 email: oqbshop@orangequiltbee.com
 Hours: Mon-Thu: 10-8, Fri-Sat: 10-5, Sun: 12-4

BERNINA
made to create

Mel's Sewing & Fabric Center

ANAHEIM
 1189 N. Euclid St. 92801
 714.774.3460

TUSTIN
 600 E. First St. 92780
 714.669.0583

FOR THE LOVE OF SEWING

Family Owned & Operated Since 1956
Sales & Repair
Authorized BERNINA & Baby Lock Dealers

Quilting, Embroidery and Sergers Machines
 100% Cotton Fabric, Notions and Accessories
We now offer Guild Members a 10% Discount.

Our classes and clubs can be found online at www.melssewing.com or
 contact us at info@melssewing.com.

M&L FABRICS
DISCOUNT STORE

3430 W. Ball Road, Anaheim, California, 92804
 (714) 995-3178 Fax (714) 995-5309

20% OFF Simplicity • Vogue McCall's • Butterick & Kwik Sew Patterns	HOURS Mon.-Fri. 9-7 Sat. 10-6 Sun. 12-5	20% OFF Ribbons • Notions Buttons • Zippers • Threads •
---	---	---

BE Sew Bizzy
 Embroidery & Quilting
 Classes - Supplies - Service

Betty Elliot
 Owner

12752 Valley View Street #B Garden Grove, CA 92845
 562.760.5462

besewbizzy@yahoo.com
www.besewbizzy.com



COTTON GIN FABRIC

411 E. State Street
 Redlands, CA 92373
 (909) 963-5610
www.cottonginfabric.com
 Follow us on Facebook 

Note

Do you have something you would like included in the newsletter? Let me know! All articles should be submitted by the 5th of the month. Please submit to: j.marcia@gmail.com