



July 2020

Northern Lights

A Publication of North Cities Quilt Guild

Monday July 27th
ZOOM MEETING

JULY PRESENTER

Elizabeth Eastmond

Elizabeth of OccasionalPieceQuilt, is an award-winning quilter and pattern designer. She has taught at Road to California, and many others. She creates patterns that use color in bold strokes, since she lives in sunny California.

Lecture: Abecedary of Quilts

A series of stories about quilts, the people who quilt, and how quilting touches our lives.

Workshop: Merrion Square. This is a 25" square, that can be made scrappy or for different seasons of the year. The pattern should be purchased and printed in color (see following pages for instructions). You will provide your own fabrics, so the pattern can be your colorful guide

Dates to Remember

- July 27th —Zoom Meeting
- July 28th—Zoom Workshop
- August 4th— Workshop follow-up
- **Look for us on Facebook**



Merrion Square, holiday-themed

JULY WORKSHOP

NCQG JULY, 2020 WORKSHOP with ELIZABETH EASTMOND

This workshop will be held via Zoom. It will consist of:

- July 28th – 9:00 a.m. – 2:30 p.m. Zoom Workshop
- August 4th – 10:00 a.m. – 11:00 a.m. Zoom Workshop follow-up and show & tell. Elizabeth will also be available for answering any questions or any concerns you may have.

There are two options for obtaining the pattern:

Option #1. PayPal

- Go to the website OPQUILT.COM.
- Click on the "payhip" link
- Scroll down to Merrion Square: Three Versions
- Click on the pattern, which will direct you to PayPal for purchase.
- The cost of the pattern is \$12.00.
- Once you have paid, you will be able to download the pattern. Print pattern in color.

Option #2. Personal check

If you do not have a PayPal account, you may send a separate check, made payable to Elizabeth Eastmond, along with your check for your class fee, made payable to NCQG. In order to use this method, you must have an active e-mail account. Once Elizabeth has been notified that you are registered for the class and you wish to purchase your pattern using this method, she will send you an e-mail with a link to download the pattern. Print pattern in color.

When you have purchased the pattern, you will have all the information you need to select your fabrics and directions you will need for class preparation.

REGISTRATION DEADLINE IS: THURSDAY, JULY 23rd.

----- Cut Here -----

NCQG ELIZABETH EASTMOND WORKSHOP REGISTRATION FORM

Please complete this form and send it, along with your check made out to NCQG for \$35.00

Mail or hand deliver to: Kath Finch, 1100 San Antonio Ave., Fullerton, CA 92835

Your Name _____ Telephone # _____

Email _____ (Mandatory if paying for pattern by check)

I would like to register for the Elizabeth Eastmond Workshop. (\$35.00 fee)

I am enclosing an additional \$12.00 check, made payable to Elizabeth Eastmond, to purchase my pattern via an e-mail download.

If you do not have access to a printer, you may call Kath at (714) 515-9271 and she will take your workshop registration over the phone. Please determine how you wish to purchase your pattern prior to contacting her.

Presidents Message

Dear NCQG quilters,

Another month has gone by with so many challenges in our country and even the world, yet we have managed to have some very special happenings in our wonderful guild. Our June Zoom meeting was a great success! We had 37 members join us for a special time with Becky Mc Daniel. Becky's presentation was delightful as well as informative. I know some of us were new to the "Zoom" format, but we have gotten a lot of positive feedback for the members expressing how well it went. Honestly, I think we just enjoyed seeing each other again and hearing from each other during this time. The guild would like to express our heart-felt appreciation to Helene Borne, Jennifer Teshima, and Amy Estrada for making our Zoom meeting a reality with all of their guidance and technical assistance.

Another exciting milestone happened last month with the launch of our North Cities Quilt Guild Facebook page! If you have not yet joined us on our awesome Facebook page, please consider joining us soon. Our Facebook page is for current members; but if you have a friend interested in joining our Facebook page, please invite them to become a part of our guild.

This month, we will be hosting Elizabeth Eastmond for our July business meeting on Monday, July 27th (again, via Zoom). Please join us as she shares on the interesting topic of "Technology in Quilting." Elizabeth will also be offering a workshop entitled, "Home Sweet Home," the next day, Tuesday, July 28th (also, via Zoom). Please send in the registration form to Kath Finch as soon as possible (the registration form has additional details and is included in this newsletter). Also, at our July business meeting, we will be hosting a "show and tell" presentation, so please send pictures of your finished projects (and accompanying explanation of your project) to northcities@yahoo.com.

I look forward to seeing as many of you as possible at our business meeting and workshop (via Zoom). I hope you and your loved ones are safe and well during these unusual times we are all facing this Summer.

My thoughts and prayers are with you, Debi

Program Notes

Well, Quilters, we greet another month of social distancing. As a guild, we know the value of getting together to share our love of the art of quilting, but we also know how important it is that we be safe in our interactions. The two upcoming events I want to share with you combine both our craft and our concern for safety.

Our speaker/instructor for July is Elizabeth Eastmond. She has graciously adapted her workshop to be a virtual classroom for us! Ain't technology grand! To register for this virtual experience, fill out the form that Rita Jones created and either drop it by my house, or mail it to me. Because the workshop is virtual, there is no limit to the number of participants. One thing I especially like about this workshop is that Elizabeth will reconnect with us one week later, on August 4, to provide closure for us all.

Please note that you have two options to purchase the pattern. You can do this on your own by following the prompts Rita outlines, or, write a second check to Elizabeth Eastmond, and include it with your registration form that you get to me.

The second event is our very popular Mystery Retreat. Here again, safety is uppermost in our minds, and to that end, the retreat has been limited to 12 participants per day. Friday, August 28, is now full, but Saturday still has openings. Once I have your registration form and check, I will pass your email on to Diana Fish, our instructor, and she will send you your supply cutting list. Rita told me she once again added that registration form to this newsletter.

Finally, if you should feel alone during this time, reach out to your quilting friends by giving them a call. Reminisce about good times you shared, try to make each other laugh, offer support where needed. The call you make will help you, and will also help the person on the other end of the line. Stitch some love with your voice. We are not alone, Ladies. We have each other. Let's look forward to better times ahead.

Stay well!
Kath Finch

Mystery Retreat

The Mystery Retreat is still on the calendar, and Diana is putting together a beautiful quilt for you to make. While Friday is now full, there are several openings for Saturday, August 29th. It will be a full day of fun and friendship. Kath is ready and waiting to process your registration. We've included a registration form for your use.

Philanthropy Challenge

Even though we are not meeting right now, our Philanthropy projects are alive and well. This past month, we wrapped 6 children whose home was destroyed by fire, with quilts for each of them. Thank you, Norma Holland, for facilitating this project.

There are still (always) kitted projects and quilts needing binding in my courtyard. Stop by anytime and pick up something to keep your hands busy. You can see how pretty my new paint job looks while you're here.

We are always in need of simple gender neutral baby quilts. I have kits available, or you can use your own stash and make up a few. I'll quilt them and get them distributed.

Our QOV challenge is underway! Three of our board members have stepped up and taken a set of donated red/white blocks to assemble. We have one more set that is spoken for, but waiting for me to trim up. We are still collecting – so it's not too late to join in. The pattern was posted in last month's newsletter. Let me know if you need it sent out again. I believe it's also posted on our Facebook page.

Thank you to all who have been diligent in picking up projects – dropping them off – and answering my distress calls. You are all wonderful helpers! Keep up the good work!

Rita and Tammy

Membership Notes

Hello Fellow Quilters!

In June we had our first members only ZOOM Guild meeting. We were blessed to have 35 members join in. Our only guest, was our wonderful speaker.

The only new member to report was from our February, 2020 meeting. Karen Kindschi joined our Guild.

Welcome Karen!

Heads up! Sometime in August I will be sending out our Membership renewal forms. Fee is \$35.

If anyone has changed their address in the last month or two please let me know. I know some have already contacted Debi.

My email is b.anniew@gmail.com

Thank you!

Betty Ann Wytcherley, Membership Chair

"PINEAPPLE PUNCH"

NORTH CITIES QUILT GUILD IS AS PLEASED AS PUNCH TO OFFER THE SEVENTH Annual NCQG Mystery Quilt Retreat! Diana Fish will be teaching again this year so you are definitely guaranteed a good time and a beautiful quilt. We know what a crazy year this has been for everyone, so we are so happy to be able to offer a bit of "normalcy."

Here's the basics:

- ✓ Yorba Linda Presbyterian Church – 19301 E Yorba Linda Blvd., Yorba Linda. (Same location as last year)
- ✓ This year we are offering two identical Mystery Retreats – You can choose either Friday, August 28th or Saturday, August 29th. Each Retreat will start at a different time depending on the day of your Retreat. This is necessary to accommodate set up and tear down of the facility.

FRIDAY RETREATERS: You will be able to enter the building at 9:30 a.m. for set up. Your retreat will end at 9:00 p.m.

SATURDAY RETREATERS: You will be able to enter the building at 8:30 a.m. for set up. Your retreat will end at 8:00 p.m.

- ✓ Morning snacks and coffee; dinner; door prizes; and a fun time will be provided.
- ✓ *Please bring your own lunch.*

Due to COVID-19, each person will have a 6' table and disinfectant wipes will be provided to wipe down the tables prior to your use.

- Depending on the conditions at the time, masks may or may not be desired. Please come prepared.
- Each retreator should bring their own iron, ironing pad, cutting mat, and all other necessary supplies. As quilters, we love to share with our friends, however, we also want to stay safe.

The Retreat is limited to 12 retreaters each day. To avoid being disappointed, be sure to fill out the Registration Form right away and send it to Kath Finch. All information we need to register is on that form. Once your form and check are received, you will be notified and will receive a class list, including cutting instructions, etc.

If you have any quilt-related questions, please call Diana Fish at (714) 390-6055.

Questions about sign-ups/Retreat availability, please call Kath Finch at (714) 515-9271.

NCQG MYSTERY RETREAT REGISTRATION FORM

Please complete this form and send it, along with your check made out to NCQG for \$70.00 to
Kath Finch, 1100 San Antonio Ave., Fullerton, CA 92835

Your Name _____ Telephone # _____

Mailing Address _____ Email _____

(Please print clearly and check the appropriate box above to indicate your preference for receiving retreat information)

Indicate below your 1st and 2nd choice for attending the Retreat. If only one time slot will work for you, then choose that date only.

~~FRIDAY, August 28th – 9:30 a.m. to 9:00 p.m.~~ THIS CLASS IS FULL.

SATURDAY, August 29th – 8:30 a.m. to 8:00 p.m.

~~Either day is fine with me.~~

I would like to attend the retreat the same day as my friend(s). Please list:

Once Kath has received your registration, and verified that there is space listed above as your preference, she will notify you. Spots will be filled as registrations are received, however, no one will be considered registered until their check is received. Checks will not be processed until after August 15th.

If you do not have access to a printer, you may call Kath at (714) 515-9271 and she will take your registration over the phone.

Nominating Committee

HEAR YE, HEAR YE

Great news for our guild!

The nominating committee worked diligently with tenacity and are happy to present a full slate of officers for 2020-2021.

- President: Betty Ann Lawson
- 1st VP: Susan Lee
- 2nd VP of Future Programs: Beth Stiel
- 2nd VP of Current Programs: Doreen Job
- Treasurer: Linda Magnuson
- Secretary: Dora Luz Arroyo

Thank you so much for graciously accepting to serve your guild. We will vote in August and the new board will begin their terms in September.

Thank you to the Nominating Committee: Becky Sproal, Helene Born, Paulette Fletcher, and recused member Susan Lee.

Show Us!!

We want to see what you've been working on! Send us pictures of your latest projects and we'll feature them in our Virtual Show and Tell section of the newsletter. Email or Text Marcia Pittman. Include your name and any information you want included.

Email to:
j.marcia@gmail.com

Text to:
336-624-7904

Bits & Pieces

SOURCE – WELCOME TO THE PARTY

Bring six blocks to exchange for each monthly meeting. The block is so (sew) fast to make! I really enjoyed the process and I hope you do as well!

Cutting Instructions:

Using the colored fabric of your choice cut one 5" square and four 2 1/2" squares for each block (Note: You can use a layer cake (10 X 10 square) this will yield 2 blocks.)

From the assorted white on white fabric cut a strip 1 1/4". Sub cut this strip into four 5" long rectangles. You will need four rectangles for each block.

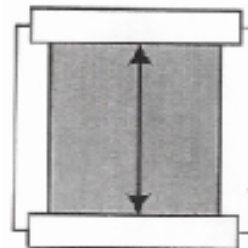
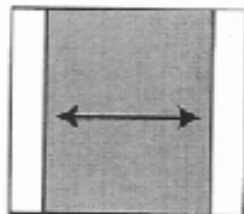
Mark the diagonal on the wrong side of the 2 1/2" squares.



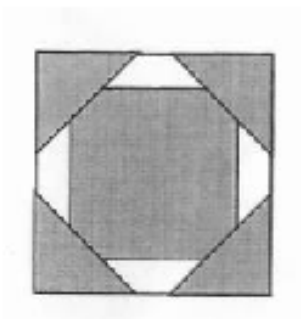
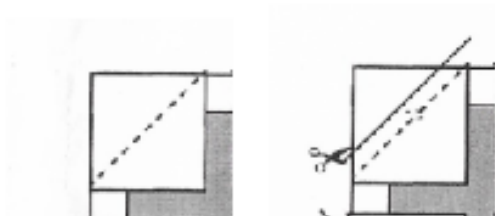
(Note: You will also need one white on white to finish the quilt cut at 6 1/2" X 6 1/2")

Block Construction:

Sew a 5" X 1 1/4" strip to two opposite sides of each colored 5" square. Press the seams out toward the strips. Add the strips to the other side of the square. (These won't match to the end but just center them on the square) Press the seams out toward the strips



Match the 2 1/2" square to the edge of the strip at the side corner. Sew along the drawn line. Sew all four corners using this same technique. (You can trim the back with a 1/4" seam but it's not necessary) Press seams away from the center to complete the block. Finished size is 6 1/2" X 6 1/2".



July Block of the Month

YNP North Cities Quilt Guild

July BOM 2020 [Sunny Lanes]

(Make up to 5 blocks to receive a ticket for each block)



Fabric and Cutting Instructions:

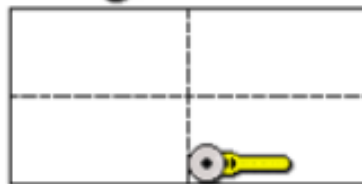
White- Color 1: Cut 8 2" squares; Cut 3 1/2" x 28" strip into eight 3 1/2 squares.

Red -Color 2: Cut 24 2" squares

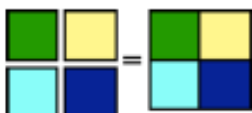
Blue- Color 3: Cut 7" x 13" strip into four 3 1/2" x 6 1/2" rectangles



White fabric



Blue Fabric



Make 4 Four Patch units, use these for the corner units.



Sew one 16 patch unit: measures 6 1/2 "



To make one side unit, place a Color 1 square (3 1/2) right sides together atop a Color 3 rectangle, with outer edges aligned. On the back of the top square lightly mark the diagonal. Sew ON this diagonal marking. Cut off the excess seam

allowance. Press the remainder towards the corner. Repeat this with another Color 1 square on the other end of the rectangle, sewing in a parallel direction to the first sewn seam. Make two of these in the same manner. Make two in the opposite direction. They should measure 3-1/2" x 6-1/2".

July Block of the Month cont'd



Final assembly unit

Paulette Fletcher 714 300-3531

UFO Challenge

We had 5 quilts turned in for UFO Challenge turn in #2 that ended 6/29. And the winner of the drawing is Amy Estrada!!! I will hold your prize until it can be safely delivered to you. Now get sewing everyone!!! Next turn in ends July 26th. Email me your turn ins and post to FaceBook as well. Thank you for playing!!!

Holly Lopes



PAT GIRARD	July 05
PHYLLIS MORROW	July 07
ANNA LEE	July 08
TAMMY MESSMANN	July 09
HOLLY LOPES	July 13
JAN SCHMAL	July 19
JOAN LEBSACK	July 21
CAROLYN ESPOSITO	July 21
BETTY ANN LAWSON	July 27

Virtual Show and Tell




Betty Getchell shows off her latest embroidery project!



Gina Whitelaw named this "Christmas Time is Here". Pattern called A New Slant on Christmas by Tina Curran. Tons of partial seams. Started for Beach Cities Quilters Guild challenge due last October. Finished this March. I'm 9 months early for Christmas this year! I'm keeping this one.

Here are the quilts Gina finished during lockdown. She had done much of the work on these last year. She had gotten these quilts all ready to do the hand stitching for the bindings before her planned March 13 Hawaii cruise. She figured when they quarantined them to their room she could finish the quilts. As it turned out the cruise was canceled and she finished them at home.



Virtual Show and Tell cont'd

Helene Born—UFO complete-50 Nifty flowering States started Aug 18, 2018 finishes June 20th 2020



Linda Magnuson and her Dinnerplate Dahlia!



Virtual Show and Tell cont'd



Holly Lopes UFO complete - Teeny Tiny Sea Turtle Collage from a workshop with Laura Heine at Road2CA. Laura is an excellent teacher and this was a lot simpler than she expected. Later this year she will make the Octopus to complement it!!



Mary Lou Ripper—Keeping busy in her scraps

Guild Meetings (Overview)

We meet on the fourth Monday of each month, January through November (dark in December and May), at the:

**Placentia Presbyterian Church, in Key Center.
849 North Bradford, Placentia, CA 92870**

6:30pm - Social time, refreshments, library, opportunities, block exchange and more

7:00pm - Welcome, Business Meeting, Program, Show and Tell and Door prizes and other drawings

Monday July 27th	Lecture by: Elizabeth Eastmond Via Zoom		
Monday August 24th	Guild Meeting	Friday/Saturday August 21 & 22	Mystery Retreat
Monday September 28th	Installation Meeting		
Monday October 26th	Guild Meeting		
Monday November 23rd	Jingle Mingle		

SPONSORS




CHARLINE BERG
 REALTOR®
 (714) 326-5678
 charline@charlineberg.com
 www.charlineberg.com
 DRE #00929291
 22800 Savi Ranch Pkwy #100, Yorba Linda, CA 92887
 BERKSHIRE HATHAWAY | California Properties
HomeServices
 An independently owned and operated member of BHH Affiliates, LLC.

Charity's Closet

A UNIQUE & UPSCALE THRIFT STORE

134 N. Bradford Avenue
Placentia, California 92870

714.993.4687
thriftshop@charityscloset.org
www.charityscloset.org



www.hishouseplacentia.org

BERNINA
made to create

ANAHEIM
1189 N. Euclid St. 92801
714.774.3460

Mel's Sewing & Fabric Center

FOR THE LOVE OF SEWING

Family Owned & Operated Since 1956
Sales & Repair
Authorized BERNINA & Baby Lock Dealers



TUSTIN
600 E. First St. 92780
714.669.0583

Shop Mel's for all of your sewing needs
Quilting, Embroidery and Sergers Machines
100% Cotton Fabric, Notions and Accessories
Our classes and clubs can be found online at www.melssewing.com or
contact us at info@melssewing.com.



Pebble Gilb & Lisa Wiltse, Owners

714-639-3245
628 E. Katella Ave. Orange, CA 92867
www.orangequiltbee.com
email: ogshop@orangequiltbee.com
Hours Mon-Thur 10-8, Fri-Sat 10-5, Sun 12-4



DISCOUNT STORE

3430 W. Ball Road, Anaheim, California, 92804
(714) 995-3178 Fax (714) 995-5309

<p style="text-align: center;">20% OFF</p> <p style="font-size: small;">Simplicity • Vogue McCalls • Butterick & Kwik Sew Patterns</p>	<p style="text-align: center;">HOURS</p> <p style="font-size: small;">Mon.-Fri. 9-7 Sat. 10-6 Sun. 12-5</p>	<p style="text-align: center;">20% OFF</p> <p style="font-size: small;">Ribbons • Notions Buttons • Zippers • Threads •</p>
---	--	--

PAL's

Sewing & Vacuum

www.PalsSewVac.com

949-645-7257
2299 Harbor Blvd, Costa Mesa, CA 92626
Mon-Fri: 10am-6pm Sat: 10am-5pm Sun: Closed

Note from Newsletter Editor

Do you have something you would like included in the newsletter? Let me know! All articles should be submitted by the 5th of the month. Please submit to: j.marcia@gmail.com