

# Northern Lights

July 2024



A Publication of North Cities Quilt Guild

**Monday, July 22nd**  
Meeting begins at 7:00pm



## Presidents Message

### North Cities Quilt Guild Newsletter—July, 2024 Presidents Message

July is not a very quiet month. There was a lot of booming outside at my house on July 4<sup>th</sup>. This month, our special guest speaker is Anne Sonner, a member of TLC Quilters Guild in Covina. I met Anne at the Southern California Council Quilters Guild meetings. Anne is here as our guest speaker and will provide a workshop to show us how to create a quilted button-up jacket from a sweatshirt. A very practical gift for members of your family this winter.

The North Cities Quilt Guild Board is preparing for next year, planning for the Guild's New Year 2024-2025. July will begin renewing membership. The membership dues and payment for opportunity tickets are required together.

I am so pleased that our membership has experienced a growth spurt. There are many new changes that I have asked the general membership and the Board to consider. The Guild's general membership has approved a new start time beginning in September. We will begin meeting at 6:30 in September.

Many hours of creativity from our Board and Chairpersons are dedicated to supporting our guild. If you have ideas to improve our guild meetings, fundraising, upcoming events... please share.

REMINDER: July is the time when the Southern California Quilt Run occurs. It crosses from Los Angeles, Orange, San Diego and Dessert communities. Helene Born is participating at the Orange Quilt Bee and The Sew and Sew Shop in Glendora selling opportunity tickets for our Guild. Helene has exceeded her expectations by working very hard to sell tickets this year. It only takes one ticket to win, so ask your friends to support the Guild and purchase a ticket.

Orange County Fair. Our dedicated quilters/fiber artists are at the Fair on July 31 and August 1, 2024. Susan Lee and Vicki Johns will provide a special demonstration presentation at O.C Fair. Come and see the creativity of our members and other quilters. Stop and say "Hello" at the OC FAIR.

UPCOMING: August 24, 2024 only Rita knows.... It's a mystery!!!

### Dates to Remember

- **July 22nd—Guild Meeting**
- **July 23rd— Workshop**
- **August 23rd & 24th— Mystery Retreat**
- **August 26th—Guild Meeting**

## July 23 Workshop Quilt a Sweatshirt with Anne Sonner



Our original speaker for July will be rescheduled for 2025 to allow her to recuperate from shoulder surgery. Instead, let's welcome Anne Sonner.

She'll show us how to create a quilted button-up jacket from a sweatshirt and sew a unique wearable.

This looks like an easy project and an opportunity to create the perfect gift for those who have everything. Get a head start on your holiday giving! Each "swacket" can be personalized with favorite colors and motifs. Start with a sweatshirt and then bring fabric to cover it up. Supply list, including the pattern, will be provided upon registration.

I found a good selection of sweatshirts at Michaels. Do not cut it up before the workshop; however you can get a head start by cutting your fabric using the template in the pattern.

# Philanthropy



July 2024

Summer is here! Such a dramatic entrance from the cool weather of June to “Heat” is here. Please find the announcement regarding Christmas

Stockings.

**Donations and Completed Projects:** Please sign in when you turn in a project so we can celebrate you!

|                 |               |                |                 |                  |
|-----------------|---------------|----------------|-----------------|------------------|
| Mary Lou Ripper | Dona Willson  | Laberta Malone | Gail Mitchell   | Sandie Cochran   |
| Verna Wheeler   | Janice Ansel  | Anna Lee       | Linda Boyle     | Trudy Teshima    |
| Ginny King      | Eva Shimamura | Pat Melton     | Mary Fitzgerald | Sherri Siedentop |
| Shelly McGuine  | Rita Jones    | Jill Ellert    | Phyllis Beam    | Tina Hawbecker   |
| The Newbies     |               |                |                 |                  |

**MARK your calendars: the next sew-in is July 25.**

Yorba Linda Presbyterian church: 19301 E Yorba Linda Blvd, Yorba Linda.

We have all kinds of projects for you to choose from – all the way from complete quilt kits – to simple strip kits and adding borders to an existing quilt to make it larger in size. Come when you can – leave when you must. BRING YOUR LUNCH and your sewing supplies.

Future Philanthropy sewing date are: Aug 22, Sept 26.



**Christmas Stockings:** Linda Boyle will be providing stocking kits at the each of the guild meetings. Each kit contains the makings for 4 stockings and instructions. Each time you turn in the kit with the completed stockings you will be entered into a raffle for a prize. The prizes will be drawn quarterly. If you make stockings with your own supplies you will also be entered into the raffle. The goal this year is 350 stockings.

**Big Success:** We will have a few quilt kits available that include a quilt top batting, and backing. We would love to have anyone with a long arm or a method they use to finish a quilt, to please take a quilt kit. If you have not done this before we can help you get started.

**Wants and Needs:** Donations of eyelet and flannel. The Threads of Love make burial gowns for infants who do not survive; and flannel blankets for babies.

**Batting donations:** small and large pieces.

**Yarn:** please bring to the guild meeting any yarn you may have that you would like to donate

Long arm or domestic quilters: to finish these wonderful quilt tops.

We are taking fabric donations: anything larger than a fat quarter, 100% cotton material, batting, completed quilt kits, precuts, quilting tools and supplies, fleece, orphan blocks.

Thanks to all of you from:  
Paulette, Rita, Tammy and Linda

## Opportunity Quilt - Gift of Spring News & Travels

The Gift of Spring quilt team was at the Orange Quilt Bee selling tickets during the Southern California Shoot for the Start quilters run. We're so thankful for all who have helped support the sales of our opportunity quilt. The total sales for the 2023-2024 opportunity quilt as of 7/7/2024 is \$3,764.50.

At the September general meeting we will have the drawing for the winner of the Gift of Spring quilt. We will also present a gift to the member(s) with the highest sales record. Currently, Susan Rolfsen has the highest individual member sales of \$75.00 The members that had shown the quilt at other events with the highest sales records are Amy Estrada \$255.00 and Delores Gilbert \$149.00.



We are in the process of preparing for our 2024-2025 membership. We will start our membership drive at the July general meeting. We will have packets of thirty opportunity quilt tickets at the cost of \$25.00 for each member to purchase or sell. Please review the bylaws Article 5 regarding the membership and support of the opportunity quilt.

I have prepared the labels for with the member's name and phone number like we did last year. We can accept credit card at the meeting for the membership and opportunity quilt payments. The 2024-2025 opportunity quilt will be revealed at the meeting. We are looking forward to another successful year as I will continue to be the opportunity quilt chairperson.

Thanks, and happy quilting,



Helene Born

Cell: 714 504 2614

Opportunity Quilt Chair



When summer is gone  
Where will we be..  
Eating ice cream  
With North Cities Quilt Bee

Join us at our September meeting  
when we say goodbye to Summer & our Current Board Members

We will Welcome Fall Y'all &  
our New Board Members

Let's celebrate with an Old Fashion Ice Cream Root Beer Float Social




Special opportunity Autumn baskets, quilts, wall hangings, table  
runners will make this an extra special event

Opportunity Donations accepted at our July & August Guild meeting

July 2024 (Turn in at August meeting)

Cutting for one 12 " star



Cutting Instructions:


Color A: light color

- (1) 3-7/8" x 15-1/2 " strip, then sub cut into four 3-7/8" squares  
Cut these squares diagonally to make eight half squares
- (1) 3-1/2" x 28" strip, then sub cut into eight 3-1/2 " squares
- (1) 3-1/2" x 26" strip, sub cut into four 3-1/2" x 6-1/2 " rectangles

Color B: dark color

- (1) 3-7/8" x 15 1/2 " strip then sub cut into four 3-7/8" squares  
Cut these squares diagonally to make eight half squares
- (1) 3-1/2" x 28" strip then sub cut into eight 3-1/2 " squares

Assembly Directions



Stack color A and B to create half square triangles from the 3 7/8" diagonal squares



Make 4 Flying Geese units

Assemble block as seen in picture

## June Door Prize Winners

| #  | Prize                    | Prize From                     | Winner           |
|----|--------------------------|--------------------------------|------------------|
| 1  | \$15 Gift Card           | Mel's Sewing & Fabric Center   | Loretta Beaumont |
| 2  | \$10 Gift Card           | Orange Quilt Bee               | Gail Mitchell    |
| 3  | \$10 Gift Card           | Orange Quilt Bee               | Becky Sproal     |
| 4  | Thread                   | Sewing Center of Orange County | Brett Flamingo   |
| 5  | Gray Elements FQ Bundle  | Sewing Center of Orange County | Allan Gilbert    |
| 6  | Brown Elements FQ Bundle | Sewing Center of Orange County | Sauni Rae Dain   |
| 7  | Jelly Roll Solids        | NCQG                           | Jill Patterson   |
| 8  | Purple & Blue FQ Bundle  | NCQG                           | Judie Dee        |
| 9  | Batiks FQ Bundle         | NCQG                           | Norma Holland    |
| 10 | Hawaiian Layer Cake      | NCQG                           | Linda Boyle      |
| 11 | Batiks Bundle            | NCQG                           | Martha Ruiz      |

# VOLUNTEERS NEEDED!

**This cannot happen  
without your help and  
support!**

## Contact

Karen Kindschi today to  
learn more about this  
exciting opportunity

**kbkind@yahoo.com**



## Spend a few hours as a Fair Demonstrator

**Who: NCQG Member Volunteers**

**What: NCQG demonstration table**

**at the**

**2024 Orange County Fair**

**When: Wednesday, July 31st and Thursday, August 1st**

**Where: Home Arts Building, Orange County Fair Grounds**

**Why: Demonstrate our craft and chat with fair guests**

**\* Cost to you - Free! You will be provided free parking and one ticket for fair entry  
(parking is off-site and a short shuttle ride will be provided).**

Bring your sewing machine or handwork to demonstrate our craft at the demonstration table. After your shift, enjoy the blooming onions and hot dogs.

Come see the other quilters' exhibits, projects and talents . . . Get Inspired.

If you are interested and available to work either or both of these dates please contact Karen Kindschi at [kbkind@yahoo.com](mailto:kbkind@yahoo.com). Additional details will be provided. See you at the fair!



Trudy Teshima  
President, North Cities Quilt Guild



# IT'S A MYSTERY TO ME!

Our Mystery Retreat will be here in a soon. Since we have had to make some changes to our plans, I want to update everyone.

**New Date:** This will be a one-day retreat on Saturday, August 24<sup>th</sup>. Doors will open at 8:30 a.m. with the first clue being handed out at 9:00 a.m. We will sew until clean-up at approximately 3:45 p.m. (If you arrive after 9:00 a.m. – you will start when you arrive).

**New Location:** Due to room constraints at our regular location, we will be holding the retreat at:

Messiah Lutheran Church  
4861 Liverpool St. (corner of Yorba Linda Blvd., and Liverpool)  
Yorba Linda

(A special thanks to Lin Baesler for helping us source out this location.)

Fee to Participate: \$80.00 – This includes your pattern, morning coffee, lunch, door prizes, and instructor.

All the fun will be at no additional charge

This event fills quickly so plan to sign up soon. Jill (workshop chair) will be taking signups at the general meetings until all spots are filled.

Hope to see you there. Rita Jones



# NCQG Bits & Pieces 2023-2024

A great way to use up those scraps, especially your 2 1/2" strips. Participate just one month or every month. Months we are dark you can also make blocks and turn them in the month before or after.

Make 7 blocks. One to keep and 6 to exchange.

For questions text: Tina Hawbaker 562-708-1188

Color pallet: **WHITE or WHITE ON WHITE background** & medium to dark print for the spools

## Calico Spools


This makes a 6" finished block.


6" + 1/4 in seam allowances on all sides= 6 1/2 inch square



Please abide by the [Terms and Conditions of use!](#) :o)

### \*\* Supplies List \*\*

 medium or dark print One 2-1/2" x 6-1/2" rectangle AND one 2-1/2" x 10" strip

 **WHITE or WHITE ON WHITE** One 5" x 6-1/2" rectangle


### \*\* Preparing the Pieces and Sewing the Block \*\*



Cut the print fabric 2-1/2" x 10" strip into four 2-1/2" squares...



Then cut the **white** fabric 5" x 6-1/2" rectangle into two 2-1/2" x 6-1/2" rectangles...



To make the side units, place a Color 1 square right sides together atop the left and right ends of a Color 2 rectangle, with outer edges aligned. (I show them staggered here just so you can see what fabric pieces I mean) On the back of the squares lightly mark the diagonal. Sew ON this diagonal marking. Cut off the excess seam allowance. Press the remainder towards the triangle. Make two of these. They should measure 2-1/2" x 6-1/2" when completed...



Now lay out all units as shown at left. Stitch together using a scant 1/4" seam. Press seams to center, and you are all done! Nice and Easy! :o) Square should be 6 1/2"

©August 16 2006 Marcia Hohn



Traditional Block

<http://www.quilterscache.com>

## Calico Spools - Page 2



<---Here's Michele's!

No quilt drawing to show for this one...it would make a great border block, or use it with other Sewing/Quilting themed projects! Or...



Here's Michele's block in straight settings



...or with alternate blocks flipped

Happy Quilting Folks!

Marcia :o)

[To the Patterns](#) or [The Quilter's Cache](#)

©August 16 2006 Marcia  
Hohn



Traditional Block

<http://www.quilterscache.com>

# NCQG Member Workshop Sign-Up Sheet 2023—2024



\_\_\_\_\_ August 23 & 24  
Rita's Mystery Quilt  
Workshop Fee: \$80



\_\_\_\_\_ November 2  
Kristie Naranjo  
Scrappy Applique

Please check the workshops you wish to sign up for. Workshops must be paid for before you can be put on the list. Workshop fees are \$35 unless otherwise noted. Workshop fees may be refunded, minus a \$10 service fee, if the 2nd VP, Current Programs, is notified at least 24 hours in advance.

\*\*\*\*Workshop theme is subject to change and will not be refunded.\*\*\*\*

Kit and Material fees are to be paid to the instructor at the workshop.

You will be notified if one of your chosen workshops is full and you are put on the waiting list. If you are put on the waiting list, you will be refunded your payment and payment will be due only if space becomes available to you.

For questions contact: Jill Patterson cell: 714-272-0340 email: jillpatterson@yahoo.com

Payments can be made:

- In person at the guild meetings
- Online using PayPal
- By mail. Notify Jill Patterson by cell or email AND mail payment to:

North Cities Quilt Guild  
Attn: Mary Fitzgerald, P.O. Box 376, Yorba Linda, CA 92885-0376



# Hospitality

Please bring refreshments beginning with the last names  
"P-S"

**\*\*Remember to keep the hall  
Peanut Free\*\***

|                  |        |
|------------------|--------|
| PAT GIRARD       | Jul 05 |
| PHYLLIS MORROW   | Jul 07 |
| ANNA LEE         | Jul 08 |
| TAMMY MESSMANN   | Jul 09 |
| LARISSA TAN      | Jul 10 |
| HOLLY LOPES      | Jul 13 |
| TOMMYE KEENAN    | Jul 18 |
| JOAN LEBSACK     | Jul 21 |
| JILL PATTERSON   | Jul 23 |
| BETTY ANN LAWSON | Jul 27 |

## Bring and Do...

- \* Do Come in Early and Sign in
- \* Do Wear a Smile
- \* Bring a Friend or Two
- \* Do Wear your Name Tag
- \* Bring your Block of the Month
- \* Do Greet Someone New
- \* Bring your Bits 'N Pieces Blocks
- \* Bring those Beautiful Quilts for Show and Tell

# Show & Tell

|  |                                      |
|--|--------------------------------------|
| <b>Pieced by</b>   | Sauni Rae Dain                       |
| <b>Quilted by</b>  | Sandie Cochran                       |
| <b>Size of Quilt</b>   | Full 87" x 87"                       |
| <b>Colors in Quilt</b>   | Black and 30s reproductions          |
| <b>Name of Quilt</b>   | "The Only Black Licorice I'll Touch" |
| <b>Pattern</b>   | Licorice, Allsorts by Rabbit Factory |
| <b>UFO (Month and Year Started)</b>  | 2003                                 |
| <b>Description</b>   |                                      |
| Took me from 2003—2020 to get the center completed. Borders—2023. Quilting — 2024! |                                      |



|                                     |                     |
|-------------------------------------|---------------------|
| <b>Pieced by</b>                    | Karen Kindschi      |
| <b>Quilted by</b>                   | Nancy in Oxnard     |
| <b>Size of Quilt</b>                | Lap                 |
| <b>Colors in Quilt</b>              | Black, purple, blue |
| <b>Name and/or Pattern</b>          | Dragonfly           |
| <b>Class (Instructor/Location)</b>  | eQuilter            |
| <b>UFO (Month and Year Started)</b> | 2019                |
| <b>Description</b>                  |                     |
| An eQuilter panel.                  |                     |



|                                     |                   |
|-------------------------------------|-------------------|
| <b>Pieced and Quilted by</b>        | Allan Gilbert     |
| <b>Size of Quilt</b>                | Holiday stockings |
| <b>UFO (Month and Year Started)</b> | 2022              |

|  |                 |
|--|-----------------|
| <b>Pieced by</b>   | Sheri Siedentop |
| <b>Quilted by</b>  | Renee Niday     |
| <b>Size of Quilt</b>   | Wall            |
| <b>Colors in Quilt</b>   | Various         |
| <b>Name and/or Pattern of Quilt</b>  | BOM             |
| <b>Description</b>   |                 |
| <p>These were all BOMs, the cotton Enchanted Quilt was Rob Appel. The wool Blue Jar Medley was through The Calico Patch. The wool My Sewing Room was through Buttermilk Basin.</p> |                 |



|                                     |                             |
|-------------------------------------|-----------------------------|
| <b>Pieced by</b>                    | Laberta Malone              |
| <b>Quilted by</b>                   | Marcia Pittman              |
| <b>Size of Quilt</b>                | Full                        |
| <b>Colors in Quilt</b>              | Blue, yellow, white, blacks |
| <b>Name and/or Pattern of Quilt</b> | Rita's Mystery              |
| <b>UFO (Year Started)</b>           | August 2023                 |

|   |   |
|---|---|
| <b>Pieced and Quilted by</b>  | Gail Mitchell                               |
| <b>Size of Quilt</b>  | Wall hanging                                |
| <b>Colors in Quilt</b>  | Birds, spring flowers                       |
| <b>Name of Quilt</b>  | Bertie's Spring.                            |
| <b>Designer</b>   | Bonnie Sullivan, Co.: All Through the Night |
| <b>UFO (Year Started)</b>   | April 2023                                  |
| <b>Description</b>  |   |
| Four Spring floral blocks, each with "Bertie" the bird on two pale, sage green backgrounds. |   |



|  |                     |
|--|---------------------|
| <b>Pieced by</b>                         | Sandy Brown         |
| <b>Quilted by</b>                        | Cindy Kruse         |
| <b>Size of Quilt</b>                     | Queen               |
| <b>Colors in Quilt</b>                   | Green, blue & white |
| <b>Name and/or Pattern of Quilt</b>      | Pineapple Quilt     |
| <b>Description</b>                       |                     |
| Made with Creative Grid pineapple ruler. |                     |



|  |                   |
|--|-------------------|
| <b>Pieced and Quilted by</b>   | Phyllis Beam      |
| <b>Size of Quilt</b>   | Queen             |
| <b>Colors in Quilt</b>   | Eggplant and Gray |
| <b>Name and/or Pattern of Quilt</b>  | Ribbons and Fans  |
| <b>Description</b>   |                   |
| This quilt is for my daughter. Eggplant is her favorite color. She chose the pattern and the fabric. |                   |



|   |                            |
|---|----------------------------|
| <b>Pieced and Quilted by</b>                                | Helene Born                |
| <b>Size of Item</b>   | Handbag                    |
| <b>Colors in Item</b>                                       | Taupe, black, purple       |
| <b>Class (Instructor, location)</b>                         | Ruth Locke at Mel's Sewing |
| <b>Description</b>  |                            |
| I'm not a bag maker, so very happy to complete in two days. |                            |

|                                      |                   |
|--------------------------------------|-------------------|
| <b>Pieced and Quilted by</b>         | Helene Born       |
| <b>Size of Quilt</b>                 | Twin              |
| <b>Colors in Quilt</b>               | Red, White & Blue |
| <b>Name and/or Pattern of Quilt</b>  | Chandelier        |
| <b>Class (Instructor, location)</b>  | Stars Retreat     |
| <b>Description</b>                   |                   |
| Quilted in Star Spangled pantograph. |                   |



|                                     |               |
|-------------------------------------|---------------|
| <b>Pieced by</b>                    | Bret Fiemengo |
| <b>Quilted by</b>                   | Karen         |
| <b>Size of Quilt</b>                | Twin          |
| <b>Colors in Quilt</b>              | Red and white |
| <b>Class (Instructor, location)</b> | Self-designed |
| <b>Description</b>                  |               |
| Red and white snowflake.            |               |

|  |  |
|--|--|
| <b>Pieced and Quilted by</b>   | Shelly McGuine                                       |
| <b>Size of Quilt</b>   | 45" X 54"  |
| <b>Colors in Quilt</b>   | Red, Beige, White                                    |
| <b>Name and/or Pattern of Quilt</b>  | Garden Theme   |
| <b>Class (Instructor/ Location)</b>  | Design by Kathy Schmitz                              |
| <b>UFO (Month/Year Started)</b>  | Finished May 2024—<br>took several months to finish. |
| <b>Description</b>   |  |
| Some of the pieces of this quilt were laser cut—such as the five houses, animals and cute design. There was a lot of hand embroidery! Also many stars and flying geese were cut and pieced together. |  |



|  |                              |
|--|------------------------------|
| <b>Pieced by</b>   | Lisa Spicer                  |
| <b>Quilted by</b>  | Jamie Goto                   |
| <b>Size of Quilt</b>   | Lap"                         |
| <b>Colors in Quilt</b>   | Pink, gray, white            |
| <b>Name and/or Pattern of Quilt</b>  | Celebrating Ellen and Daniel |
| <b>UFO (Month/Year Started)</b>  | July 2023.                   |
| <b>Description</b>   |                              |
| Quilt for my daughter's wedding. Fabric purchased in Washington, D.C. The fabric has cherry blossoms. My daughter and her fiancé were living in D.C. when they got engaged. Used Lemoyne Star ruler to make stars and went from there. |                              |



## NCQG Workshops: Ocean Art with Gwen Weedon



I sent Gwen the above photograph and here is her reply:

Jill

THANK YOU so much for this response! I never get results!!

I love all these Quilts and their happy faces!!!

I appreciate you!!

If you need another return class, I have availability in the future.

I've actually given 2 workshops of this class in several quilt guilds with 14-17 students in each one.

So don't hesitate to schedule this class again. it takes people seeing the results sometimes. plus this technique has a learning curve! lol pun intended! It's for the risk takers learning a new thing!!

Thank you again!!!

I'm posting these gals in my Sunshine Quilting instagram & fb pages!!

gratefully

Gwen ☐

**Question to you: Would you like Gwen back in two years? Are you ready to take a risk? Let me know!**

---

# June Philanthropy Quilts From Newbies Friendship Group



## June Philanthropy Quilts



# Guild Meetings (Overview)

We meet on the fourth Monday of each month, January through November (dark in December and May), at the:

**Placentia Presbyterian Church, in Key Center.  
849 North Bradford, Placentia, CA 92870**

6:30pm - Social time, refreshments, library, opportunities, block exchange and more

7:00pm - Welcome, Business Meeting, Program, Show and Tell and Door prizes and other drawings

|                       |                 |                      |  |
|-----------------------|-----------------|----------------------|--|
| Monday<br>July 22nd   | Guild Meeting   | Tuesday<br>July 23rd | Anne Sonner<br>“swacket”                   |
| Monday<br>August 26th | Patchwork Stars | August 23rd & 24th   | Rita’s Mystery Quilt<br>Workshop Fee: \$80 |

# SPONSORS

**Orange Quilt Bee**

*Pebble Gilb & Lisa Wiltse, Owners*

**714-639-3245**  
 628 E. Katella Ave., Orange, CA 92867  
[www.orangequiltbee.com](http://www.orangequiltbee.com)  
 email: oqbshop@orangequiltbee.com  
 Hours: Mon-Thu: 10-8, Fri-Sat: 10-5, Sun: 12-4

**BERNINA** *made to create* **Mel's Sewing & Fabric Center** FOR THE LOVE OF SEWING **baby lock**

**ANAHEIM** 1189 N. Euclid St. 92801 714.774.3460 **TUSTIN** 600 E. First St. 92780 714.669.0583

*Family Owned & Operated Since 1956*  
**Sales & Repair**  
 Authorized BERNINA & Baby Lock Dealers

---

Quilting, Embroidery and Sergers Machines  
 100% Cotton Fabric, Notions and Accessories  
 We now offer Guild Members a 10% Discount.

Our classes and clubs can be found online at [www.melssewing.com](http://www.melssewing.com) or contact us at [info@melssewing.com](mailto:info@melssewing.com).

**M&L FABRICS DISCOUNT STORE**

3430 W. Ball Road, Anaheim, California, 92804  
 (714) 995-3178 Fax (714) 995-5309

|   |   |   |
|---|---|---|
| <b>20% OFF</b><br>Simplicity • Vogue<br>McCall's • Butterick<br>& Kwik Sew Patterns | <b>HOURS</b><br>Mon.-Fri. 9-7<br>Sat. 10-6<br>Sun. 12-5 | <b>20% OFF</b><br>Ribbons • Notions<br>Buttons • Zippers<br>• Threads • |
|---|---|---|

**BE Sew Bizzy** *Embroidery & Quilting*  
 Classes - Supplies - Service

Betty Elliot  
 Owner

---

12752 Valley View Street #B Garden Grove, CA 92845 562.760.5462  
[besewbizzy@yahoo.com](mailto:besewbizzy@yahoo.com)  
[www.besewbizzy.com](http://www.besewbizzy.com)

**COTTON GIN FABRIC**

411 E. State Street  
 Redlands, CA 92373  
 (909) 963-5610  
[www.cottonginfabric.com](http://www.cottonginfabric.com)  
 Follow us on Facebook

## Note

Do you have something you would like included in the newsletter? Let me know! All articles should be submitted by the 5th of the month. Please submit to: [j.marcia@gmail.com](mailto:j.marcia@gmail.com)