



July 2021

Northern Lights

A Publication of North Cities Quilt Guild

Monday July 26th

ZOOM MEETING


Meeting Information will be emailed

JULY SPEAKER:

Lori De Jarnatt

Lori De Jarnatt loves the style of antique quilts, mini's, two color quilts, patriotic, and wool applique. She couldn't bring every antique quilt she fell in love with home with her, so she started to reproduce them. In her workshop, Lori will inspire you with a zillion ways to make string quilts using your personal touch!

*See this month's (August issue) Better Homes and Gardens AMERICAN PATCHWORK and quilting magazine. Lori is featured! The article is entitled: "Strings Attached". You will be inspired!



Dates to Remember

- July 27th—Guild Meeting
- July 28th—String Quilts Workshop
- August 23—Guild Meeting
- August 28—Mystery Retreat

July 27th, 2021

Workshop With Lori DeJarnatt

“String Quilts Your Way”

humblequilts.blogspot.com

Workshop: “String Quilts Your Way”.

No kit or pattern fee.

Lori De Jarnett loves the style of antique quilts, mini’s, two color quilts, patriotic, and wool applique. She couldn’t bring every antique quilt she fell in love with home with her, so she started to reproduce them. In her workshop, Lori will inspire you with a zillion ways to make string quilts using your personal touch!

String quilts have been made since 1860. Most were foundation pieced for stability and ease of sewing. If you have ever wanted to make a string quilt, but didn’t know where to start, this class is for you. Each quilt will be unique as you will decide which quilt block or setting to use. A fun and informative class!

We have exciting news! Lori DeJarnatt is being featured in Better Homes and Garden American Patchwork & Quilting August 2021 publication. Lori’s quilt is entitled “Strings Attached”. You can check it out online.



Presidents Message

Greetings,

Hope you are enjoying the sweet days summer! I find the long days of summer a delightful time to enjoy family and friends. We have been dining outside, going for evening walks, and watching the sunset.

NCQG summer plans include our regular **August 23rd** meeting featuring our **own Patchwork Stars**. We are given the opportunity to see 2 or 3 guild members share their quilting journey with their “Trunk Shows”. So many of our members have come to enjoy quilting from various avenues. I find it fascinating and an interesting way to get to know each other better. If you have not joined us for an August meeting, put it on your calendar.

Our guest speaker for **Monday, July 26th** is **Lori De Jarnatt**, who is featured in **All People Quilt**, with her latest string quilt. Lori’s Workshop is called “**String Quilts Your Way.**” This outstanding teacher will provide a creative way to use scraps to make string quilts. Even if you have made a few scrap quilts this year, I am certain that you still have more scraps in your stash. Check out the article and sign up soon to join in the fun!

Remember that our **One Day Mystery Quilt Retreat** with **Rita Jones** is coming up soon. You may participate in person or on Zoom. The venue is limited to 20 quilters. Others, of course, can participate on Zoom. We will be meeting at the Yorba Linda Presbyterian Church on Yorba Linda Blvd. I encourage you to sign up soon!

Lastly, we are hoping to meet in person for **our September Installation Meeting on Monday, September 27th**. Verna Wheeler is working with Placentia Presbyterian Church officials to find out the guidelines for our meetings in the hall for 2021-22. Looking forward to exploring the possibilities with you. Will be good to see you soon!

Happy Quilting,
Betty Ann

Philanthropy

WOW, cannot believe that half the year has past. You have been very busy this year. Because of your efforts to complete quilt tops, and our Long Arm group (Vicky John, Shelly McGuine, and Rita Jones) we have been able to donate 78 quilts and 47 pillowcases in the second quarter.

The in-person Philanthropic sew is happening July 22 at Rita's or you can join via Zoom. We have a number of mystery projects that were donated in a partially completed state. There have been some requests to see where we donate these wonderful gifts, so if you are interested in going on a delivery or two please let me know.

Philanthropy Participants: (those we know)

Mary Fitzgerald	Kat Bloom
Delores Gilbert	Dona Willson
Anna Lee	Norma Holland
Jill Patterson	Mary Weifenbach
Vicki Johns	Doreen Job
Mary Lou Ripper	Shelly McGuine
Linda Boyle	

Pillowcase kits for children are also available in at both Rita's and my porches. If you have never made these pillowcases they are really easy. The fabric is fun and bright.

Current Philanthropy Needs

Because of your contributions we have a number of quilts that need binding.

We would love to recognize all of your efforts so please remember to put your name on your donations and completed quilts and kits that you drop of at either Rita's courtyard or my porch.

Looking forward to a great second half of 2021. Hope you all stay safe and look forward see you all soon.

Paulette

Door Prizes

Door Prize winners at the April 26 zoom meeting were:

Gina Whitelaw - Asian fat quarter pack
Linda Bennett - Earth tone Jelly Roll
Carolyn Carpenter - Lavender Batiks Jelly Roll
Kim Beckley - Brights Jelly Roll
Debi Hanna - Civil War fat quarter pack
Trudy Teshima - Grey Jelly Roll.

Congratulations to the lucky winners.
~ Norma Holland



Mystery Retreat

MYSTERY RETREAT IS COMING UP SOON! GET READY TO MAKE “RIBBON TWIST”!

We will be holding our annual Mystery Retreat Saturday, August 28th at the Yorba Linda Presbyterian Church between 9:00 a.m. and 5:00 p.m.

Because this is such a popular event, you will want to register early to avoid missing out. To register, please send your registration fee of \$75 to Doreen Job. She will get you all signed up and I will be providing information packets beginning August 1st. Your registration fee covers your class and your lunch – plus our usual surprises!

If you prefer to zoom the retreat, just let Doreen know and she will put you down for zooming. The cost is \$65, which is the cost of the retreat less lunch.

In addition, everyone will need a package of Thangles that finish at 2 ½”. The guild has purchased several packages and we are making them available to you while they last for \$10 a package. If you prefer to purchase your own, or have some in your quilting supplies, that’s fine too. You will need most of a complete package.

Hope you can join me for a fun and productive day!
Rita Jones - Instructor

Block Of The Month July 2021

This years BOM 2021 will be Novelty Blocks. Many times they will coincide with a Holiday for that month. Reminder that the BOM is an opportunity to use your stash. I will provide the main fabric as supplies last. As always I am here to help: provide fabric, drop off material and pick up completed blocks. Thank you all for participating.

Make up to 5 for the BOM raffle.

Sunflower: 12.5" block

Color 1(Light): 2- 5.5" squares; 2- 3" squares; 8- 2.5" squares

Color 2 (Grunge Yellow): 4- 5" squares

Color 3 (Grunge Orange): 2 - 3" squares

Color 4(Grunge Blue): 2 - 3" squares

Color 5 (Coral): 2- 5.5" squares

Color 6 (brown): 1- 4.5" square



Sewing:

Use the Light 3" squares and the Color 4 - 3" squares, sew together four Half Square Triangle (HST). Trim/square up the units to 2.5" square.



Sew one Light 2.5" square with one HST from Step 1. Press the seam allowance toward the Light/Ivory square. Repeat for a total of four units.



Lay one of the remaining Light 2.5" squares with one of the Grunge Orange 2.5" x 4.5" rectangles. Draw a diagonal line from corner to corner on the back of the Light 2.5" square and sew on the line. Trim the excess Light color and press open. Repeat for a total of four units.



Sew together one of each of the units just made.

Make a total of four Corner units.

Block of the Month July 2021 cont'd

Make four Half Square Triangle units using the 2 Light 5.5" squares and the 2 Coral 5.5" squares. Don't need to trim these units just yet.



Mark a line on the back of the HSTs perpendicular to the seam as shown. Place one of these HSTs and one Grunge Yellow 5" squares.

Sew 1/4" on each side of the marked line. Then cut on the marked line. Open up the units and press toward the Grunge Yellow. You will get two different patches (bottom two images). The bottom right patch is a bonus - you don't need it for this



Now lay out the Corner units, the Half and a Quarter units, and the Medium 2/Scroll 4.5" square as shown in the picture above. Finish by sewing in rows.

Quilt Blocks for Habitat for Humanity

Keep 'em coming! I have one twin top completed and more on the way!

I have made a decision to use the red and white blocks for the youth bedrooms and am now requesting the same blocks in a more subdued color way for the adults. This may seem odd to you, but give it a try. Make the same Cubby Hole blocks in black with white/cream, brown with white/cream, or purple with white/cream. This will be a more neutral color scheme with just a pop of color. Drop them in the box on my front porch.

Thank you for your continuing support in this special partnership with the Yorba Linda Presbyterian Mission Committee. Everyone is excited for the day this family moves into their new home and our beautiful quilts will be in their welcome basket.

Blessings all around!

Becky Sproal

UFO Challenge

Eleven members have accepted the challenge, you can still join them!

We had 6 more quilts turned in tonight, so much sewing going on!!! A total of 28 quilt projects completed with more to come. Way to clean out your closets and sewing rooms. Enjoy your finished works.

Next Turn in is the July Meeting. Submit what you have done so far via email to hollylopes@yahoo.com by Sunday July 25, Noon. to get your ribbon and button(s). I need to see it quilted, bound and labeled. Also submit to northcitiesquiltguild.org for Show & Tell. If you have not signed up yet, it is not too late - I will take sign ups until the last turn in. (email me for one hollylopes@yahoo.com) and the fee is \$10. No limit to how many you can turn in at one meeting and substitutions are OK! It only has to be started in your head to be a UFO. Call Holly Lopes for more information at 714-326-5555. Time to get sewing!!

Future turn ins - July and September, plenty of time to clean up your undone pile!!

Blessings to you!
Holly Lopes



PAT GIRARD	Jul 05
PHYLLIS MORROW	Jul 07
ANNA LEE	Jul 08
TAMMY MESSMANN	Jul 09
HOLLY LOPES	Jul 13
JAN SCHMAL	Jul 19
JOAN LEBSACK	Jul 21
CAROLYN ESPOSITO	Jul 21
BETTY ANN LAWSON	Jul 27
JILL PATTERSON	Jul 23



Share

ZZ

Upcoming Workshops

October 26th

Workshop With Lori DeJarnatt

“Crazy Cushion”

Workshop: “Crazy Cushion”.

A familiar friend of NCQG, Becky Mc Daniel has been asked to inspire us with her “Applique Journey”, and to teach us, step by step how to make her “Crazy Cushion”.



***Email your **intent** to attend a Workshop to Doreen Job at:
drjob123@gmail.com
You will be added to the list of attendees.

Mail this form with check to the Guild:

Participant's name: _____
Email: _____
Cell phone number: _____
Home phone number: _____

Send check and form to: NCQG
P.O. Box 376
Yorba Linda, CA 92885-0376

Check # _____
Amount _____

Virtual Show and Tell



Kath Finch

This is a memory quilt I made and presented to my friend for the first anniversary of her father's death. It is the Alter Ego pattern from MSQC. Cathay Sandhoefner did the quilting.

Andrea gave me some of her dad's shirts which I deconstructed. Then, I went through her Facebook posts and saw pictures of her dad with these shirts on. He wore them with Jeans or Khaki pants. I purchased Khaki fabric to make quilt larger. In the second row, there is a deconstructed pocket that makes the lower left quadrant of the four-patch. It was Andrea's dad's only shirt with a logo, so I made sure to

place it close to where her heart would be when she is under the quilt.

Debi Hanna

This is my Mystery Quilt form 2019! It's still a work in progress. I don't have enough of the purple fabric for the borders!! If anyone has some please contact me!!



Rita Jones

Another QOV presented to a veteran. This one was given to our own Lin Baesler's niece's husband. We thank him for his service to our country. Also, want to give a shout out to Shelly McGuine for quilting it on such short notice. It's beautiful.

Virtual Show and Tell



Charline Berg

Quilt called "Little Sweetheart". I got it months ago as a free download from Laundry Baskets. It was fun using leftover fabric. Emily Hansen did the machine quilting. At the bottom is my new kitten, not a mouse.

Laberta Malone

This quilt is for my granddaughter Maddie, who is nicknamed Mo. When I saw this pattern it seemed destined to go with her on her next adventure. That is the University of Texas. The pattern name is "Mo's Basket." It was quilted by Marcia Pittman. It is my COVID-19 #2 and one of my UFOs.


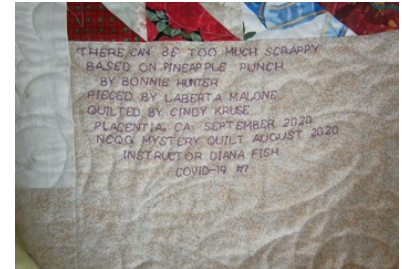


Virtual Show and Tell



Laberta Malone

This is from last year's Mystery Retreat. The label says it's based on the "Pineapple Punch" pattern by Bonnie Hunter. I renamed it "There Can Be Too Much Scrappy" for obvious reasons. It's my COVID-19 #7 quilt and a UFO. It was quilted by Cindy Kruse.



Becky Sproal

My friendship group made the string pieced hourglass blocks years ago. I used them in a Bonnie Hunter block called "Tallahassee Tango" and changed up the colors to more neutral scraps in black and gold. While sewing the rows, I thought the blocks looked a bit like spiders with the 8 star points looking like legs. So, I made a block with a red hourglass in the center hence the name Black Widow. Extra blocks on back.



Guild Meetings (Overview)

We meet on the fourth Monday of each month, January through November (dark in December and May), at the:

**Placentia Presbyterian Church, in Key Center.
849 North Bradford, Placentia, CA 92870**

6:30pm - Social time, refreshments, library, opportunities, block exchange and more

7:00pm - Welcome, Business Meeting, Program, Show and Tell and Door prizes and other drawings

Monday July 26th	Lori DeJarnatt	July 27th	“String Quilts Your Way”
Monday August 23rd	Meeting	Saturday August 28th	Quilt Retreat
Monday September 27th	Meeting		
Monday October 25th	Becky McDaniel	Tuesday October 26th	Workshop “Crazy Cushion”

SPONSORS




CHARLINE BERG
 REALTOR®
 (714) 326-5678
 charline@charlineberg.com
 www.charlineberg.com
 DRE #00929291
 22800 Savi Ranch Pkwy #100, Yorba Linda, CA 92887
 BERKSHIRE HATHAWAY | California Properties
HomeServices
 An independently owned and operated member of BHH Affiliates, LLC.

BERNINA made to create *Mel's Sewing & Fabric Center*  FOR THE LOVE OF SEWING

ANAHEIM *Family Owned & Operated Since 1956* **TUSTIN**
 1189 N. Euclid St. 92801 *Sales & Repair* 600 E. First St. 92780
 714.774.3460 *Authorized BERNINA & Baby Lock Dealers* 714.669.0583

Shop Mel's for all of your sewing needs
 Quilting, Embroidery and Sergers Machines
 100% Cotton Fabric, Notions and Accessories
 Our classes and clubs can be found online at www.melssewing.com or
 contact us at info@melssewing.com.

 **Orange Quilt Bee**
Pebble Gilb & Lisa Wiltse, Owners
714-639-3245
 628 E. Katella Ave. Orange, CA 92867
www.orangequiltbee.com
 email: ogbehop@orangequiltbee.com
 Hours: Mon-Thur 10-8, Fri-Sat 10-5, Sun 12-4


DISCOUNT STORE
 3430 W. Ball Road, Anaheim, California, 92804
 (714) 995-3178 Fax (714) 995-5309

<p style="text-align: center;">20% OFF</p> <p>Simplicity • Vogue McCall's • Butterick & Kwik Sew Patterns</p>	<p>HOURS</p> <p>Mon.-Fri. 9-7 Sat. 10-6 Sun. 12-5</p>	<p style="text-align: center;">20% OFF</p> <p>Ribbons • Notions Buttons • Zippers • Threads •</p>
--	--	--

PAL's

Sewing & Vacuum

www.PalsSewVac.com

949-645-7257

2299 Harbor Blvd, Costa Mesa, CA 92626

Mon-Fri: 10am-6pm Sat: 10am-5pm Sun: Closed

Note from Newsletter Editor

Do you have something you would like included in the newsletter? Let me know! All articles should be submitted by the 5th of the month. Please submit to: j.marcia@gmail.com