



Northern Lights

A Publication of North Cities Quilt Guild

Monday January 24th
Meeting begins at 7:00pm

This Guild is full of creative people! Not only are they creative, they love to have fun! (Think: Jingle Mingle!)

Here is what's planned for our **January Meeting...**

A NCQG Trunk Show!

To celebrate being together again, after months of being sequestered at home, come and show off your "Covid Creations"! This will be like "Show And Tell"!

*Please bring two items you made during the "lock-down".

*Fill out the form available on our website that tells about your quilt, or table runner, or ___?___.

*Be ready to tell us all about being creative and resourceful during the pandemic. (Remember, we learned to Zoom!)

We know you finished more than 2 items during 2019-2021, but we have set a limit or we could "Show And Tell" all night! (Slumber Party, anyone?)

**Please send us your name in advance. We would like an idea of how many members will be participating.

RSVP to Rita Jones, cwrajones@juno.com or Doreen Job, drjob123@gmail.com.



Dates to Remember

- January 24th—Guild Meeting
- February 28th—Guild Meeting
- February 29th—Workshop

Presidents Message



Happy New Year! I hope you and yours had a jolly holiday season and managed to have safe and happy gatherings. It was wonderful to see family after needing to distance for the last two years.

It always seems at the start of a new year that there will be endless time to accomplish all those goals and resolutions we make. Then, we are always surprised at how quickly time flies! I know I have made plans for the many, many quilts I want to make this year. We will see in December if I hit my number! if not, there is always next year!

I am excited to see what all of us created in our “down” time during the ongoing pandemic. Our member Covid Quilt Show will be a showcase of inspiration and NCQG’s non-stop spirit. I have already picked out the two quilts I will show. Have you? Be sure to let Rita Jones or Doreen Jobs know if you plan to join in so we can have the evening run smoothly for all.

This month is also the first turn-in for our UFOs and that will be our Show and Tell after the break. Hold those newer quilts for next month - it will make February all the sweeter.

Please remember that Placentia Presbyterian still requires us to be masked during our meetings and that there be no food or drink. We will certainly let you know when this policy changes.

On a personal note, this month marks the seventh anniversary of my heart transplant. I am forever grateful, not only to my donor, but to all of you who held me in your good thoughts and prayers during that difficult time. I am very blessed and continue to rejoice in my good health.

Every new year has its challenges but also its opportunities for grace. Let us find those moments of grace in each and every day and in every stitch we make.

Loretta Beaumont



Philanthropy

December 2021

Total Donations: Quilts: 13

Onesies: 5

The in-person Philanthropic sew dates are: **Jan 20**, February 24, March 24, April 21, May 26, Sept 22, Oct 20. We are skipping the months of June, July and August. If you want to attend please let Rita Jones know so there will enough space.

There have been some requests to see where we donate these wonderful gifts, so if you are interested in going on a delivery or two please let me know.

Philanthropy Participants: (those we know)

Jill Patterson

Linda Baesler

Delores Gilbert

Kat Bloom

Mary Fitzgerald

Jenny Hurst

Shelly McGuine

Debbie Glowicki

We will bring all of these supplies to the meetings. Please let us know if you need items provided to you at your home. Rita will continue to take completed items.

Looking forward to seeing all of you at the January meeting.

Paulette, Rita and Tammy

Philanthropy Donations Guidelines

Your generous donations have filled our storage unit to the brim! In order to reduce the guild's "stash", we are implementing the following donation guidelines.

WE ARE ACCEPTING:

1. 100% cotton fabric – quilting cottons, batiks, flannel
Minimum size: Fat quarters or Width of Fabric pieces ¼ yard or larger
2. Batting - Minimum size: 1/3 yard pieces or larger
2. Complete quilt kits
3. Precuts (charm packs, jelly rolls, etc.)
4. Quilting tools and supplies
5. Fleece - Minimum size: 1 yard or larger
6. Orphan blocks

WE ARE **NOT** ACCEPTING:

1. Outdated fabric – anything purchased prior to about the year 2000.
2. Fabrics that are stiff, soiled, thin or have pieces cut out of it
3. Christmas fabric
4. Minkie
5. Heavyweight fabrics – denim, upholstery, canvas
6. Patterns – unless they are part of a kit.
7. Scraps. Our guild librarian (Delores Gilbert) makes dog beds and may take your scraps.
Please check with her.
8. Books and magazines – These should be given directly to the librarian.

Thanks in advance for adhering to our guidelines.

We will be holding 3 fabric sales annually to help expedite this downsizing effort. Watch for upcoming information.

Challenge Quilt

It's been awhile since our guild has been involved in a Challenge Quilt project, but now
THE CHALLENGE IS ON!

Here are the highlights of what's to come:

Each participant will be making a quilt star medallion which will measure approximately 36" square.

From that point, the participant's challenge will be to finish her star medallion using her creative, "quilty" ideas.

The quilt can finish at any size the creator desires. For example, the maker could set the medallion on point, and/or add multiple borders, triangles, flying geese, prairie points, etc.

All finished quilts will need to be turned in at the July meeting, or delivered to Rita's home no later than August 15th.

After the display and judging at the August meeting, the maker will have 2 choices –

1. She may keep her quilt or,
2. Donate her quilt to philanthropy in exchange for a \$10.00 Orange Quilt Bee gift card.

Kits for the quilt star medallion will be on sale at the January, February, and March meetings.

The cost of the kit is \$5.00. You will receive enough fabric to make the medallion and have some left over for use in finishing your quilt when combined with fabric from your stash.

Kits will be purchased sight unseen!

To preview the quilt star medallion, you can watch it being made on Utube by googling "Star Bright". Our medallions will be made using 9 ½" squares, rather than what is shown on the video.

I'll be bringing a sample to the January meeting for you to see. I hope you will choose to participate.

In MARCH, we will have a fun sew day at the Yorba Linda Presbyterian Church for those who want to gather for a quilt star medallion day of sewing. This will be a free day of sewing for those who wish to participate. Sign up with Doreen Job at the workshop table.

THE CHALLENGE IS ON!

Rita Jones, Chairman

Block Of The Month

This years BOM 2021- 2022 will be Quilting and Sewing notion theme. You will get to use different sewing techniques during this next year.

Make 2- one for yourself and one to turn in. You will receive a different block in return.

The block is 12 1/2 " when completed.

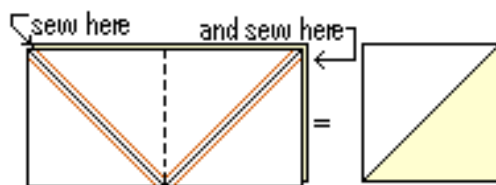
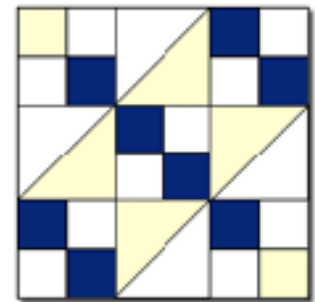
Choose your own colors

Cutting Instructions:

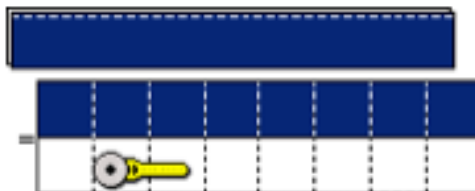
Blue: one 2-1/2" x 20" strip

White: one 4-7/8" x 9-3/4" strip AND one 2-1/2" x 5" strip

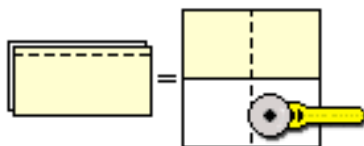
Yellow: one 4-7/8" x 9-3/4" strip AND one 2-1/2" x 20" strip AND one 2-1/2" x 5" strip



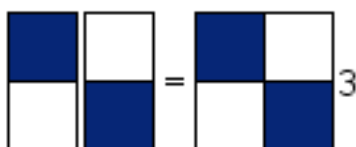
Stack Yellow and White 4-7/8" x 9-3/4" strips, right sides together. On the back of the top strip, lightly mark the 4-7/8" square line and mark the diagonals in the direction shown at left. Sew 1/4" above and below the marked diagonals pivoting at the square lines. Now cut apart on the marked diagonals, and on the 4-7/8" square line. This will give you four half squares. Square to 4 1/2"



Sew White and Blue 2-1/2" x 20" strips right sides together along a long edge using a 1/4" seam. Press seam to darker side, and cut into eight 2-1/2" units.



Next sew the Yellow and White 2-1/2" x 5" strips right sides together along one long edge. Press to darker side, and cut into two 2-1/2" units



Now sew the four patch units shown at left using the pieced units just made. Three of these four patches will use White/Blue units, and two will use Yellow/Blue units. These should measure 4-1/2"

February Workshop

In February 2022, Pam Hadfield will present a Trunk Show at our Guild meeting on February 28th. She will teach us, “Whimsey Dresdens” in our workshop on Tuesday March 1st. *Check out her website: mamacquilt.com



Email your intent to attend
workshop to Dorren Job at
drjob123@gmail.com

UFO Challenge

Do you have any projects that you've started and haven't quite completed yet? Here is a fun challenge for you. Sign up for the Guild's UFO Challenge and complete 5 projects this upcoming year. All you need to do is complete the UFO entry form with the names and descriptions of 5 projects that you would like to complete and turn it in with a \$10.00 entry fee (for prizes and supplies). Mail the entry to me, Anna Lee 1224 W. Primrose Drive, Orange, Calif. 92868 or, if we have any live events, you can give it to me there. Entries are accepted right up to the last turn in at the general meeting September 26, 2022. Forms will be in the newsletter and at the UFO table at the monthly meetings.

You will receive a participation ribbon upon my receiving an entry form. If the form is handed to me in person, you will receive your ribbon then. If through the mail, I will contact you as to where we can meet so that you may receive your ribbon. There will be five turn-ins from January to September 2022.

When you submit a "completed" UFO (that means it has been quilted, bound and has an affixed label) by email with photos or at a live meeting, we will put in a ticket for that night's turn-in prize drawing and you will receive your first 'turn-in' button. This will happen with each UFO you have turned in. Turn-in months are January, March, June, July, September and online turn-ins should be submitted by the Friday before the meeting. There is no limit as to how many UFO's you turn at a time. At the last turn-in, there will be a drawing for everyone who has completed any UFO and a final drawing for those who have completed all 5 UFO's.

You may sign up at any time between now and September 26, 2022

If there are any questions please call me, Anna Lee at 714-321-2650. quiltingannalee@yahoo.com

Thank you in advance for your participation. Now get to sewing and enjoy the process.





KATH FINCH	9-Jan
CAROLINE CARPENTER	17-Jan
MARY FITZGERALD	18-Jan
VIRGINIA HENDRA	20-Jan
JENNY HURST	26-Jan
NEDRA KIPP	28-Jan
JANICE ELY	29-Jan
GINNY KING	30-Jan

Out And About

February 12-13, 2022
 10am—4pm
 Saturday and Sunday

The South Bay Quilters Guild 2022 Quilt Show “By the Sea”
 Live quilt auction, quilt exhibits. opportunity quilt, consignment booth
 and vendor mall. <http://southbayquiltersguild.org/quilt-show-2022.html>

Torrance Cultural Arts Center

JINGLE MINGLE



Jingle Mingle set up. Thank you to all who helped make Jingle Mingle 2021 a success.

Special thank you to Joanne for her work with the opportunity baskets and Trudy for the gnome centerpieces.



JINGLE MINGLE

Jingle Mingle Costume Contest!!!



Lin won the costume contest

Show & Tell



Debi Hanna with Christmas mug rug from an embroidery mug club she joined.

Mary Lou Ripper with her beautiful blue and white Edita Sitar pattern Michigan.



Loretta Beaumont her very cute Christmas Sweaters quilt its wall hanging size.



Show & Tell



Debbie G and Linda S. with Christmas Stockings!!

NCQG Member Workshop Sign-Up Sheet for 2022

Member name _____ Phone number _____
 Email address: _____

You will be notified if one of your chosen workshops is full and you are put on the waiting list. If you are put on the waiting list, you will be refunded your payment and payment will be due only if space becomes available to you.

_____	January and February - No Workshops		
_____	March 1	Pam Hadfield "Whimsey Dresdens"	\$35.00
_____	March 29th	Rita Jones "Star Bright"	Free to NCQG "Members Only"
_____	April 26	Lauretta Crites "Quilt Coloring Fun"	\$35.00
_____	May	No Workshop	
_____	June 28	Linda and Carl Sullivan Precision Piecing: "Waterfall"	\$35.00
_____	July 26	Ruth Locke "Flag Collage"	\$35.00
_____	August 26 & 27	Rita Jones "Mystery Retreat"	\$75.00
_____	September	No Workshop	
_____	October 25	Karen Cunagin "Yo-Yo Queen's Embellishment Primer"	\$35.00
_____	Total		Total: _____

Please check the workshop you wish to sign up for. Workshop must be paid for before you can be put on the list.
 **Workshop theme is subject to change and will not be refunded. Kit and Material fees are to be paid to the instructor at the workshop.

Questions contact: Workshop Chairperson listed in front of current guild directory.



North Cities Quilt Guild

Sew and Tell Form (Revised Oct 2021)

Please use a *separate form for each quilt*

Today's Date: _____

Quilt Made By (Full Name): _____

Quilting By: _____

Size of Quilt:

Lap___ Wall___ Baby___ Twin___ Full___ Queen___ King___

Colors in Quilt: _____

Name and/or Pattern of Your Quilt: _____

Class (Instructor, location): _____

UFO (Mo & Yr started): _____

Describe your quilt (Your inspiration, technique, fabric choice, other comments you want to share):

Filling out this form is giving North Cities Quilt Guild **permission** to put a picture of your quilt in the newsletter. Pictures of your quilt will be taken at our monthly meeting. If I am not at the monthly meeting you can send me a picture of your quilt via email and I will put it in the newsletter.

Guild Meetings (Overview)

We meet on the fourth Monday of each month, January through November (dark in December and May), at the:

**Placentia Presbyterian Church, in Key Center.
849 North Bradford, Placentia, CA 92870**

6:30pm - Social time, refreshments, library, opportunities, block exchange and more

7:00pm - Welcome, Business Meeting, Program, Show and Tell and Door prizes and other drawings

Monday January 24th	NCQG Member Trunk Show "Your Covid Creations"		
Monday February 28th	Pam Hadfield Trunk Show	Tuesday March 1st	Workshop: Whimsey Dresden's
Monday March 28th	March Madness	Tuesday March 29th	Free Workshop with Rita Jones. "Challenge Quilt
Monday April 25th	Lauetta Crites Creative: Key to Unlock Your Creative Power	Tuesday April 26th	Workshop: Quilt Coloring Fun
Monday June 27th	Linda and Carl Sullivan Colorwerx Trunkshow	Tuesday June 28th	Workshop: Precision Piecing: Waterafil Colourwerx.com
Monday July 25th	Rita Jones Quilts of Valor	Tuesday July 26th	Workshop: Ruth Locke Flag Collage
Monday August 22nd	Patchwork Stars	August 26th & 27th	Mystery Retreat
Monday September 26th	Installation of Officers		
Monday October 24th	Karen Cunagin All My Best Ideas	Tuesday October 25th	Workshop: Yo-Yo Queen's Embellishment Primer

SPONSORS



CHARLINE BERG
 ☎ 714.326.5678
 🌐 CHARLINE@CHARLINEBERG.COM



DRE#00929291
 REALTOR®






ANAHEIM Family Owned & Operated Since 1956 TUSTIN
 1189 N. Euclid St. 92801 Sales & Repair 600 E. First St. 92780
 714.774.3460 Authorized BERNINA & Baby Lock Dealers 714.669.0583

Shop Mel's for all of your sewing needs
 Quilting, Embroidery and Sergers Machines
 100% Cotton Fabric, Notions and Accessories
 Our classes and clubs can be found online at www.melssewing.com or
 contact us at info@melssewing.com.



Pebble Gilb & Lisa Wiltse, Owners

714-639-3245
 628 E. Katella Ave. Orange, CA 92867
www.orangequiltbee.com
 email: ogbshop@orangequiltbee.com
 Hours: Mon-Thur 10-8, Fri-Sat 10-5, Sun 12-4



FABRICS
 DISCOUNT STORE
 3430 W. Ball Road, Anaheim, California, 92804
 (714) 995-3178 Fax (714) 995-5309

20% OFF Simplicity • Vogue McCall's • Butterick & Kwik Sew Patterns	HOURS Mon.-Fri. 9-7 Sat. 10-6 Sun. 12-5	20% OFF Ribbons • Notions Buttons • Zippers • Threads •
---	---	---

PAL's

Sewing & Vacuum
www.PalsSewVac.com
 949-645-7257
 2299 Harbor Blvd, Costa Mesa, CA 92626
 Mon-Fri: 10am-6pm Sat: 10am-5pm Sun: Closed

Note from Newsletter Editor

Do you have something you would like included in the newsletter? Let me know! All articles should be submitted by the 5th of the month. Please submit to: j.marcia@gmail.com