

Northern Lights

January 2025



A Publication of North Cities Quilt Guild

Monday, January 27th
Meeting begins at 6:30pm



Presidents Message

Dates to Remember

- January 27th— Guild Meeting
- February 7 & 8— Loose ends workshop with Rita
- February 25th— Guild Meeting

Hello Quilters. Happy New Year 2025!!!
January 2025

We are moving our meeting to the Placentia RoundTable

Women's Club 901 North Bradford, Placentia. I have been told, the building is on the other side of the parking lot adjacent to the church. We have a one year contract for this building. The only change in our schedule is our March Madness meeting which will be the third Monday in March. I look forward to our new surroundings. I was told by our special committee, it is beautiful, bigger and better.

January starts a new beginning. We will be doing a Round Robin Teaching event. I hope you will enjoy this opportunity to learn something from our special teachers. February we are having our New Members Luncheon at the church in Yorba Linda. March is March Madness. I hope you are planning ahead and our Spring Gala is just around the corner which we will be celebrating soon. An update regarding the Gala shall be in future editions of our newsletter. I hope you are all busy making your Quilt Challenge Project due in April. Don't disappoint our manly quilters. I am really looking forward to seeing the new facilities.

On a sadder note, I received notification that Tommye Keenan has passed away. She was a Charter Member and a past president. Her son David Keenan was going through her email and found our North Cities Quilt Guild email. Tommye Carole Keenan passed away on November 8, 2024 in Sacramento, California. She was 91 years old. Unfortunately, the cause of death was pancreatic cancer. Prayers for the family is a way to remember her legacy.

Philanthropy

January 2025

Happiest of New Years to you all. I was reflecting on the number of FUN activities we did this last year. Because of your efforts over these last years this guild has increase the number of quilts we have distributed by over 50%! We have been able to add new donation sites that better serve our community. Here's to a productive 2025!

New Adventures for the 2024-2025 year:

February Guild meeting: you will have the opportunity to purchase 1/2 yard cuts of fabric, kits and other items.

Fabric Sale in early June. It will be a separate event from a regular meeting. More to come.

Christmas in July: in addition to making Christmas stocking we will have a number of placemat and Pillowcase kits available for the making.

Dresses for girls: This will be a special philanthropy event where we learn how to make these dresses and shorts. More to come.

MARK your calendars: the next sew-in is January 23, 2025

Yorba Linda Presbyterian church: 19301 E Yorba Linda Blvd, Yorba Linda.

We have all kinds of projects for you to choose from – all the way from complete quilt kits – to simple strip kits and adding borders to an existing quilt to make it larger in size. Come when you can – leave when you must. BRING YOUR LUNCH and your sewing supplies.

Future dates: Feb 27, Mar 27, April 24, May 22, June 26, July 24, Aug 28, Sept 25.

Stockings: Some of the pictures from the Christmas stocking group.



Fabric Sale: Still accepting donations for the upcoming fabric sale in May/June.

Some of the faithful that sorted fabric for our fabric sale.



Wants and Needs: Donations of flannel. Batting donations: small and large pieces.

Yarn: please bring to the guild meeting any yarn you may have that you would like to donate

Long arm or domestic quilters: to finish these wonderful quilt tops.

We are taking fabric donations: anything larger than a fat quarter, 100% cotton material, batting, completed quilt kits, precuts, quilting tools and supplies, fleece, orphan blocks.

Thanks to all of you from: Paulette, Rita, Tammy and Linda

2024-2025 Opportunity Quilt for North Cities Quilt Guild

During the month of November, I took the quilt to three guild meetings and made \$171.00 in ticket sales. Thank you, Dolores Gilbert, Jenny Hurst & Trudy Teshima for working the sales table at these meetings.



The schedule for the next two months is listed below. Please let me know if you'd like to join me at any meeting I've scheduled. It's always fun to see how other guilds conduct their meetings and get to hear additional speakers!

Surfside (Dana Point) 10-12	Jan 14
Valley Quilters Show (Hemet) 10 am - 4 pm	Feb 8
Flying Geese (Irvine) 6 pm – 9 pm	Feb 10
El Camino (Oceanside) 9 am – 12 pm	Feb 11
Friendship Square (La Habra) 6:30 – 9pm	Feb 17

Several requests are pending approval but if you have any ideas for showing our quilt at events outside of a quilt guild I'd love to hear your thoughts. We need suggestions like a community event where we can show it for free. Should you have any suggestions or questions please contact me.



SCCQG

Southern California Council of Quilt Guilds

January 13, 2025

Happy New Year Greetings from Helene Born the NCQG Southern California Council of Quilt Guilds representative (SCCQG) I attended the meeting held via Zoom on January 11, 2025. It was informative and any member is welcome to attend these meetings although preregistration is required. The link for preregistration will be emailed to the members closer to the time. If you'd like the link please contact Helene Born hborn07@yahoo.com and I can forward the email when it is available.

Patrice Lambourne from the Camarillo Quilters Association discussed the collection of quilts for the victims of the Mountain Fire (Nov 2024). She explained that the people get to choose their quilt, so they need to be emotionally ready to go through this process so this will be a long-term distribution. They are also collecting quilts in a booth at Road to CA this month. If you'd like to sign up to man the booth, see the SCCQG website home page (The signup form is under "SCCQG Booth Staffing")

The counsel doesn't have a process in place for donations for the current fire victims. They need to have a process in place and form a team to handle this process before it can be implemented.

The various SCCQG officers provided updates and reports. The display exhibit for the Road to California will be hung in the atrium between the vendor halls. Please be sure to visit this area.

We were reminded to submit information about guild activities to post on the SCCQG calendar. (three months prior to the event) We also covered the need for 'additional insurance' for special events. This needs to be requested 60 days prior to the event.

Our topic for the January meeting was "Financial Documents." We reviewed some requirements for filing of taxes and a document with links to the government sites is posted in the meeting notes on the SCCQG website.

The next meeting will be held on April 5, 2025. This meeting is on zoom and will be the "Meet the Teachers" presentation. It was recommended to have multiple members attend this meeting so they can attend the breakout rooms with the teachers they might be interested in getting in the future.

If you'd like specific details the meeting notes will be posted on the SCCQG homepage. <https://www.sccqg.org/>

Thank you,
Helene Born Hborn07@yahoo.com

714 504 2614

Rocky Mountain Chain



January
Block of
the Month

Fabric Requirements for a 10" Finished Rocky Mountain Chain Quilt Block:

- Light/White: 4 - 3" squares, 8 - 1.5" x 2.5" rectangles, and 16 - 1.5" squares
- Medium/Orange: 4 - 3" squares
- Medium/Blue: 5 - 2.5" squares
- Dark/Navy: 8 - 2.5" squares




Sewing Directions:

Half Square Triangle Units:

Step 1:

Using the Light/White 3" squares and the Medium/Orange 3" squares, piece together eight Half Square Triangles like the ones in the picture below. Trim/square up to 2.5" squares.



Square in a Square Units:

Step 2:

Using four of the Dark/Navy 2.5" squares and the 16 Light/White 1.5" squares, sew together four Square in a Square patches as shown in the picture below. I know these are small, but just take your time and they'll turn out great!



Step 3:

Lay out one of the Step 2 Square in a Square patches and two of the Light/White 1.5" x 2.5" rectangles as shown below.



Step 4:

Sew the two Light/White 1.5" x 2.5" rectangles to the Square in a Square patch and press the seam allowance toward the rectangle as shown in the picture below. **Repeat Steps 3 and 4 for a total of four Square in a Square units.**



Corner Units:

Step 5:

Lay out two Half Square Triangle units, one Medium/Blue 2.5" square, and one Dark/Navy 2.5" square as shown in the picture below. The Corner unit goes together like a typical [Four Patch](#) block.



Step 6:

Sew the patches into two rows and press the seam allowances away from the Half Square Triangle units as shown below.



Step 7:

Now sew the two rows together and press the seam allowances. You can see in the picture below that I used the tweak/twirl/furl method for pressing the seam allowances, but you can press however you prefer. **Repeat Steps 5 through 7 for a total of four Corner units.**



Putting It All Together:

Step 8:

Lay out the Square in a Square units, the Corner units, and a Medium/Blue 2.5" square as shown in the picture below.



Step 9:

All that's left is to sew the units together like a uneven [Nine Patch](#). Sew the units into three rows as shown below.



Step 10:

Press the seam allowances away from the Square in a Square units as shown below.



Step 11:

Almost done! Sew the three rows together - and...



Step 12:


Press the seam allowances toward the center of the block as shown in the picture below.




Final Quilt Layout options:

This block was fun to piece together! While it has a some small pieces, the piecing isn't difficult and produces a complex-looking block.


Here's just a plain Jane 4 x 4 layout. I do like the way it looks in a quilt.




Here's how it looks with a simple sashing and cornerstone layout. Each block shines on its own in this type of layout.



And here's a basic on-point layout. I think if the setting triangles continued the Medium/Orange triangles, it would look better.



And here we have on-point with sashing and cornerstones. In this example, I used a 1" wide sashing and I like it better than the 2" in the other example above.



2025 NCQG Workshops



February 7 and/or 8
Rita Jones —Loose Ends
\$35/one day or \$45/both days

July 29
**Manny Caldera—Working
with Your Singer**




February 25, 2025
Anne Sonner — Beginning

August 22-23, 2025
Rita's Mystery Quilt



April 29, 2025
**Ann Turley – Leaves Quilt
Design**



June 24, 2025
**Dona McKenzie –
Studio 180**

October 28, 2025
Dru Ferrell – Miniature



June 30—July 2
**Rita's Retreat in Temecula! See flyer for details
and pricing.**

**See Jill Patterson to register for a workshop
Or register online on the NCQG website.**

**Jill will not be at the January meeting. You may submit your payment to
Mary Fitzgerald at the meeting. Please also send an email to
jillpatterson@yahoo.com with the name of the workshop. Include how the
workshop was paid for—credit card, check with check number, or online.
Thank you!**

NCQG 2025 Member Workshop Sign-Up Sheet

Member

Name: _____

Phone Number: _____ **Email** _____

Address: _____

____	February 7 and/or 8	Rita Jones - Loose Ends Workshop	\$35 1day/\$45 2days
____	February 25	Anne Sonner – Beginning Photo Transfer	\$35
____	April 29	Ann Turley – Leaves Quilt Design	\$35
____	June 24	Dona McKenzie – Studio 180 Dove in the Winter	\$35
____	July 29	Manny Caldera - Working with your Featherweight	\$35
____	August 22–23	Rita Jones – Mystery Retreat	\$80
____	October 28	Dru Ferrell – Miniature Doll Quilts	\$35
____	Total # of classes \$ _____ Total cost		

Please check the workshops you wish to sign up for. Workshops must be paid for before you can be put on the list. Workshop fees are \$35 unless otherwise noted. Workshop fees may be refunded, minus a \$10 service fee, if the 2nd VP, Current Programs, is notified at least 24 hours in advance.

****Workshop theme is subject to change and fee will not be refunded.****

Kit and Material fees are to be paid to the instructor at the workshop.

You will be notified if one of your chosen workshops is full and you are put on the waiting list. If you are put on the waiting list, you will be refunded your payment and payment will be due only if space becomes available to you.

For questions contact: Jill Patterson cell: 714-272-0340 email: jillpatterson@yahoo.com
Payments can be made:

In person at the guild meetings

Online using PayPal

By mail. Notify Jill Patterson by cell or email AND mail payment to:

North Cities Quilt Guild

NORTH CITIES QUILT GUILD TEMECULA RETREAT

MONDAY, JUNE 30 – Wednesday, July 2, 2025

Arrival - 10:00 a.m. Monday. Departure - after lunch on Wednesday.

Our Guild will be hosting its first ever overnight retreat this coming summer! As the coordinator, I am so excited that the Guild is sponsoring this opportunity for us to gather together to finish up some of our UFO's or start a brand new project, and have a great few days away from our daily routines. Getting to know our fellow Guild members better is an added bonus!

The retreat will be held at the Vina de Lestonnac Retreat Center, located in the beautiful wine country of Temecula. If you've not had the opportunity to attend a retreat at this location, you are in for a real treat. The grounds are serene, secure, and private, overlooking the vineyards that are so prevalent in this part of the valley.

Our group will occupy a spacious and well-lit classroom – which has space for approximately 20 quilters. Each retreator will have a spacious area to “set up shop”, with an additional *small* private space next to his/her table to set up a personal cutting/ironing station.

Sleeping accommodations are offered in clean and well maintained double rooms. Each room features two twin beds, a dresser/desk, a table and chair, with an attached bathroom (*no tub/shower only*). Rooms are air conditioned and/or heated, with the temperature controlled by the occupants. During your stay, all meals are included beginning with lunch at noon on Monday, and continuing through lunch on Wednesday. Meals are served in the dining room, which is located a short walking distance from the classroom. There are also provisions for those who prefer to drive to meals. The kitchen staff plans complete meals (yes, that means dessert is included!), and caters to those with special dietary requirements.

The Center also provides 24 hour availability to tea, coffee, and cocoa, and each classroom has its own small kitchen where there is a refrigerator and microwave for our use.

In addition to free time to sew, the guild will be busy planning some fun activities and door prizes.

Now that you are excited to come with me on this new adventure, it's time to get signed up! There is a Registration Form in this newsletter. You can also register with our workshop chairman, Jill Patterson at the Guild general meetings, and the form will also be added to our website. As we are limited to the number of quilters who can attend – you won't want to hesitate. To sign up, you will need to return your Registration Form with a \$100 nonrefundable deposit (cancellations will be handled on a case-by-case basis). You can come with a friend from within the guild, or someone who is not a guild member. Retreators who are not guild members will be required to pay the additional \$55 to join the guild as part of their fee. In return, they will be provided with 30 tickets to enter the drawing for a chance to win our new Opportunity Quilt!

Please read this information and the information on the Registration Form carefully! If you have any questions, feel free to reach out to me, Rita Jones. My cell phone number is in the Guild Yearbook. I am more than happy to answer any questions you may have.



2025 NCQG RETREAT REGISTRATION FORM

MONDAY, JUNE 30-JULY 2, 2025

Payment Amt: _____ Check #: _____ attached _____ Paid online Date Payment Rec'd: _____

Name: _____ Address: _____ Street, city, (please include zip code)
Phone Numbers: (cell) _____ (home) _____ Email: _____
Emergency Contact Name _____ Phone No. _____

ROOMING REQUESTS AND COST: ___ \$425 Guild Members ___ \$480 Non-Guild Members Name of Roommate: _____ <i>Single Occupancy rooms may be available for an additional fee.</i> I prefer a room located: ___ Ground Level ___ Upstairs ___ Handicap Accessible There is no elevator on the premises. We will try to accommodate your preferences, however, we cannot guarantee room locations. <p style="text-align: center;"><i>A \$100 non refundable deposit must accompany this form to hold your spot. Cancellations will be handled on a case by case basis.</i></p>
--

RELEASE AND WAIVER OF LIABILITY AGREEMENT

I acknowledge that I have voluntarily applied to participate in the "North Cities Guild Quilt Retreat" to be held June/ July 30-2, 2025, in Temecula, California (collectively referred to as the "Retreat"). Travel to and from Retreat Center and quilt-related activities are also covered by this waiver of liability.

As consideration for being permitted to attend and participate in the Retreat I forever release the Retreat organizers, any Retreat affiliated organization, and their respective directors, officers, employees, volunteers, agents, contractors, and representatives (collectively "Releasees") from any and all actions, claims, or demands that I, my assignees, heirs, distributees, guardians, next of kin, spouse and legal representatives now have, or may have in the future, for injury, death, or property damage, related to (i) my participation in these activities, (ii) the negligence or other acts, whether directly connected to these activities or not, and however caused, by any Releasee. I also agree that I, my assignees, heirs, distributees, guardians, next of kin, spouse and legal representatives will not make a claim against, sue, or attach the property of any Releasee in connection with any of the matters covered by the foregoing release.

I HAVE CAREFULLY READ THIS AGREEMENT AND FULLY UNDERSTAND ITS CONTENTS. I AM AWARE THAT THIS IS A RELEASE OF LIABILITY AND A CONTRACT BETWEEN THE RETREAT AND MYSELF AND SIGN IT OF MY OWN FREE WILL.

Signature of Participant

Date

***This form, with your deposit/payment is required to hold your spot. Please make check payable to:
NORTH CITIES QUILT GUILD***

Your payment may be made in person at a Guild General Meeting, on-line at the Guild website, or via mail-in to P.O. Box 376, Yorba Linda, CA 92885 NCQG Registration Form 2025

LOOSE ENDS WORKSHOP – taught by Rita Jones

Friday and Saturday - February 7 and 8th

This workshop is coming quickly! If you are interested in attending, please sign up at the guild meeting in January, or you can sign up on line.

As a reminder, the class is Friday and/or Saturday – 10 a.m. – 3 p.m. daily at the Presbyterian Church in Yorba Linda. \$35 for one day, \$45 for both days. All you need to be successful are your orphan blocks and your imagination!

If you have not received a supply list, see Rita at the guild meeting.

WHAT DO YOU CALL A ‘FRIENDLY QUILTING COMPETITION’? HOW ABOUT QUILT-O-RAMA!!!

Several of you have requested some “friendly” competitive sewing and your Philanthropy crew is here to fill that request!

WHO SHOULD COME? *EVERYONE!* This will be a fun event for not only our regular philanthropy crew, but those of you who like to do mindless sewing and help one of our guild’s worthy causes.

WHEN? The competition will happen on Saturday, March 15th, at the Yorba Linda Presbyterian Church. Set up will begin at 9:30, with the first kits being selected at 10:00.

WHAT’S HAPPENING? Your Philanthropy crew has been busy putting together lots of different items for you to work on. We will have placemats, Christmas stockings, pillowcases, quilts that need borders, and strippy quilts.

HOW DOES THE COMPETITION WORK? Each item will have a point value based on the difficulty of the item and the time it takes to complete. Each team will be allowed to choose which items they want to make – using their team best strategy to earn the most points in the time allotted.

WHAT’S IT COST? *ABSOLUTELY NOTHING!*

WHAT’S IN IT FOR ME? *PRIZES!* We will have lots of prizes – as well as some unexpected awards! And, that warm, cozy feeling that comes from helping others.

WHERE DO I SIGN UP? You can sign up with Jill Patterson, our workshop chair, at any of our guild meetings, or let Paulette or Rita know that you would like to attend.

CAN I FORM MY OWN TEAM? *YES!* Teams will be formed dependent on how many participants we have. If you have a buddy you would like on your team, just let us know when you sign up and we will put you both on the same team. *You are also welcome to bring guests – and we welcome them.*

Member Notes

Hi Quilters,

Hope your holiday season was filled with joy! Jingle Mingle was amazing! What a festive time we all had together! We had 54 members present, 20 guests! Please welcome our new members Joyce Douglas and Rosemary Ramirez! Yearbook 2024-2025 and membership card distribution is in full swing! If you haven't already picked up your yearbook, please do so at our January meeting.

Planning has already begun for our New Member Luncheon to be held on February 1st at 11:00 a.m. at Yorba Linda Presbyterian Church. Board and committee members will be there to welcome you and available to answer questions regarding our special Guild. New members please RSVP to Tina Hawbaker!

Don't forget to sign in and wear your name tag. You will receive an additional door prize ticket for wearing your name tag. Look forward to a happy quilting new year!

Debi Hanna

Membership Chair

A Note from Susan:

I went with Kathleen this afternoon to WISEPlace. Kathleen was delivering cookies and I took the quilts your guild made. The folks at WISEPlace were so happy to receive the quilts! They said the women they serve will just love them. The quilts will keep them warm and brighten their surroundings.

Please thank your guild!





JILL ELLERT	Jan 08
KATH FINCH	Jan 09
LARISSA TAN	Jan 10
MARY FITZGERALD	Jan 18
JENNY HURST	Jan 26
NEDRA KIPP	Jan 28
GINNY KING	Jan 30

Hospitality

Please bring refreshments beginning with the last names

“K-M”

****Remember to keep the hall**

Peanut Free**

Bring and Do...

- * Do Come in Early and Sign in
- * Do Wear a Smile
- * Bring a Friend or Two
- * Do Wear your Name Tag
- * Bring your Block of the Month
- * Do Greet Someone New
- * Bring your Bits ‘N Pieces Blocks
- * Bring those Beautiful Quilts for Show and Tell

North Cities Quilt Guild: Sew and Tell, November 2024

Pieced and Quilted by	Loretta Beaumont
Size of Quilt	Lap quilts
Colors in Quilt	Christmas!
Description	
Last of the Christmas quilts made for my family—16 in all. These are the LAST four! Ho! Ho! Ho!	



Pieced by	Mary Lou Ripper
Quilted by	Cindy Cruz
Size of Quilt	Queen
Colors in Quilt	1930s
Name and/or Pattern of Quilt	Apple Core Scrap Quilt
UFO (Month & Year Started)	2024

Pieced by	Mary Lou Ripper
Quilted by	Cindy Cruz
Size of Quilt	Double
Colors in Quilt	Black and Brights
Name and/or Pattern of Quilt	Stepping Stones, paper pieced
UFO (Month & Year Started)	2024



Pieced by	Mary Lou Ripper
Quilted by	Cindy Cruz
Size of Quilt	Square Twin
Colors in Quilt	Greens
Name and/or Pattern of Quilt	Mosaic Floor, Paper Pieced
UFO (Month & Year Started)	2024



Pieced by	Betty Ann Lawson
Quilted by	Charmella Secrest
Size of Quilt	78" x 84"
Colors in Quilt	Blues, Greens, Gold
Name and/or Pattern of Quilt	Blue Velvet. Pattern
UFO (Month & Year)	2023

Description

This is a special quilt for my favorite (only) brother our of beautiful batiks of blue, green, and gold. Added Minky to the back of it for added warmth! Used the pattern Mirror Mirror demonstrated by Donna Jordan.



Pieced by	Betty Ann Lawson
Quilted by	Emily Hansen (Montana)
Size of Quilt	64" x 78"
Colors in Quilt	Peach, Teal, & Cream
Name and/or Pattern	Mystery Stars"
UFO (Month & Year)	2019

Description

This is a mystery quilt from the Palm Desert retreat. Picked these colors especially for my sweet sister-in-law, Paula Moe.



Quilt pieced and quilted by	Verna
Size of Quilt	Wall hanging
Colors in Quilt	Pinks and 30s
Name and/or Pattern of Quilt	Welcome To My Garden
UFO (Month & Year)	1991

Description

A class on hand applique. But when I saw the girl's fingers — I did machine applique.



Quilt pieced and	Phyllis Beam
Size of Quilt	Full size
Colors in Quilt	Blue and
Name and/or Pattern of Quilt	Double Aster
Description	
Double Aster with leaf border.	

Quilt pieced and quilted by	Phyllis Beam
Size of Quilt	Full size
Colors in Quilt	Orange/ yellow/ green/purple
Name and/or Pattern of Quilt	2024 Mystery Quilt
Class (Instructor/ Location)	Rita Jones



Quilt pieced and	Mary Hunter
Size of Quilt	48" x 48"
Colors in Quilt	Red, Orange, Yellow, Green
Name and/or Pattern of Quilt	Applique



Quilt Made by	Sauni Rae Dain
Quilted by	Lisa @ Quilt Bee
Size of Quilt	90" x 100"
Colors in Quilt	Blues/Greys
Name and/or Pattern of Quilt	T-shirt quilt
UFO (Month & Year Started)	March 2020

Quilt Pieced and Quilted by	Sauni Rae Dain
Size of Quilt	12" x 24"
Colors in Quilt	Earthy batiks
Name and/or Pattern of Quilt	Wine & Bread
UFO (Month & Year Started)	2012



Guild Meetings (Overview)

We meet on the fourth Monday of each month, January through November (dark in December and May), at the:

**Placentia Presbyterian Church, in Key Center.
849 North Bradford, Placentia, CA 92870**

6:00pm - Social time, refreshments, library, opportunities, block exchange and more

6:30pm - Welcome, Business Meeting, Program, Show and Tell and Door prizes and other drawings

Monday January 27th	Guild Meeting Round Robin Quilt Techniques	Friday/Saturday February 7/8	Workshop Orphan Blocks “Loose Ends” Rita Jones
Monday February 24th	Guild Meeting Ann Sonner—American History	Tuesday February 25th	Workshop Beginning Photo Transfer Ann Sooner
Monday March 17th	March Madness	Saturday March 15th	Friendly Competition Sit-N-Sew Philanthropy Rita Jones and Paulette Fletcher
Monday April 28th	Guild Meeting Ann Turley Menagerie	Tuesday April 29	Workshop Leaves
Monday June 23rd	Guild Meeting Dona McKenzie “My Quilt Journey”	Tuesday June 24	Workshop Studio 180 “Dove in the Window”
June 30—July 2nd	Guild Retreat		
Monday July 28th	Guild Meeting Manny Caldera History of Singer	Tuesday July 29	Working with your Machine or Featherweight

SPONSORS



714-639-3245
 628 E. Katella Ave., Orange, CA 92867
www.orangequiltbee.com
 email: qbsshop@orangequiltbee.com
 Hours: Mon-Thu: 10-8, Fri-Sat: 10-5, Sun: 12-4

*Long Arm Quilting & Binding
 Custom & Overall Designs
 17414 Harlan Drive
 Yorba Linda, CA 92886
 714-906-7110
sandiecochran@att.net*

Charity's Closet
 A UNIQUE & UPSCALE THRIFT STORE

134 N. Bradford Avenue
 Placentia, California 92870

714.993.4687
thriftshop@charityscloset.org
www.charityscloset.org

 www.hishouseplacentia.org

BE Sew Bizzy
 Embroidery & Quilting
 Classes - Supplies - Service
 Betty Elliot - Queen Bee

4446 W Cerritos Ave. Los Alamitos, CA 90720	besewbizzy@yahoo.com www.besewbizzy.com
562.760.5462	

Tina Hawbaker
 T-Shirt / Memory Quilt Maker

Let me turn your clothing with a memory into a quilt to treasure & love for years to come.



T-QUILTS
 Quilting Your Memories

Los Alamitos, CA
 562-708-1188
tinahawbakerquilts@gmail.com

Note from Newsletter Editor

Do you have something you would like included in the newsletter? Let me know! All articles should be submitted by the 5th of the month. Please submit to: j.marcia@gmail.com

Moore's

Sewing Machines · Ceiling Fans · Vacuums
Specialists in Sales & Service
A Fourth Generation Family Business

MISSION VIEJO · 25390 Marguerite Pkwy. · (949) 580-2520
HUNTINGTON BEACH · 15041 Goldenwest St. · (714) 899-3222
CORONA · 591 N. McKinley St., Suite 106 · (951) 736-5457
BREA · 2315 E. Imperial Hwy., Suite B · (714) 279-6830
TEMECULA · 26490 Ynez Road, Suites F & G · (951) 297-3796

www.moores-sew.com
www.sewmanyevents.com



www.SewingCenterOfOrangeCounty.com
1239 EAST IMPERIAL HWY. PLACENTIA, CA 92870 1-714-993-2SEW

BERNINA
made to create

ANAHEIM
1189 N. Euclid St. 92801
714.774.3460

Mel's Sewing & Fabric Center

Family Owned & Operated Since 1956
Sales & Repair
Authorized BERNINA & Baby Lock Dealers

baby lock

FOR THE LOVE OF SEWING

TUSTIN
600 E. First St. 92780
714.669.0583

Quilting, Embroidery and Sergers Machines
100% Cotton Fabric, Notions and Accessories
We now offer Guild Members a 10% Discount.

Our classes and clubs can be found online at www.melssewing.com or
contact us at info@melssewing.com.

PAL'S

Sewing & Vacuum

www.PalsSewVac.com

949-645-7257

2299 Harbor Blvd, Costa Mesa, CA 92626
Mon-Fri: 10am-6pm Sat: 10am-5pm Sun: Closed