



# Northern Lights

A Publication of North Cities Quilt Guild

**Monday January 22nd**  
Meeting begins at 7:00pm

## January:


### Trudy Cleveland: How to “Shoot Your Quilt”

Trudy Cleveland is both a professional quilter and professional photographer. She has been sewing since she was 12 years old and quilting for 20 years. Since becoming a professional longarmer, she found the need to photograph customer's quilts in order to keep a record of her journey. And so began her interest in the art of photographing quilts. Her quilts have been accepted to the International Quilt Festival in Houston, Road To California and numerous other exhibitions. She has spoken extensively throughout the United States and her presentations are both educational and entertaining. Her audience frequently ends her presentations saying, “I didn't know my camera could do that!”

In this program, you will learn:

- ◊ Why you should photograph your quilts
- ◊ How to photograph your quilts and get professional results
- ◊ What to do with images of your quilts.

A power point presentation will give examples and teach how to use your smartphone to capture quilts in the best light and how to share them with your friends. “I didn't know I could do that” is a common comment at the conclusion of this program. There is a short trunk show that highlights the quilts featured in the power point presentation. After this is a presentation, you will go home with new skills you can use immediately.



#### Dates to Remember

- January 22nd—Guild Meeting
- February 26th—Guild Meeting
- February 27th Workshop



# Presidents Message

What a wonderful time we had at the Jingle Mingle! Everyone seemed to have a jolly good time. Plenty of food, entertainment and numerous visitors. Exceptional Opportunity Baskets and lovely decorations and centerpieces. I'm so glad you were able to attend!

This new year we are looking forward to many events. Our board has made plans for events from January to May.

As stated in our bylaws the purpose of this organization is to create a community of members who have a common interest in quilting and its applications. I want you to know we'll have quilts that will be exhibited at Road to CA with the SCCQG display.

Our mission is to promote cooperation and exchange of ideas; further education and skill levels of the members. To preserve the heritage of quilt making and promote quilt related activities.

In January, we will promote the quilt challenge with the Kona color of the year. The cost will be \$6.00 for each kit. I would like to see our members participate in this challenge which will be exhibited at our Spring Gala in May. Items created won't need to be a quilt but remember, every project you start is a challenge. Please challenge yourself to show your skills and creativity and support this guild activity. Without your support we will not be able to uphold the purpose of our bylaws.

 *Trudy*

# Philanthropy

2024: Start of a new year for Philanthropy. Excited to see all of the quilts, pillow cases and placemats we create. Hope your holidays were filled with joy and peace.

**Job Filled** Phyllis Beam was gracious and volunteered for this job. Remember to bring the batting strips or pieces to the guild meetings. Every little bit helps.

**New Philanthropy job:** We are in need of someone who would be willing to sew long narrow strips of batting together to make pieces wide enough for stockings. This is an ongoing need, so if you like mindless sewing, this is the job for you!

**Fabric Sale:** Mark your calendar: Feb 26 is the Fabric Sale. We have received a number of wonderful donations from guild members and community. Bring your dollars.

## **MARK your calendars: the next sew-in is Thursday January 25**

Yorba Linda Presbyterian church: 19301 E Yorba Linda Blvd, Yorba Linda.

We have all kinds of projects for you to choose from – all the way from complete quilt kits – to simple strip kits and adding borders to an existing quilt to make it larger in size. Come when you can – leave when you must. BRING YOUR LUNCH and your sewing supplies.

Future Philanthropy sewing dates are: Feb 22, March 28, April 25, May 23, and June 27

**Christmas Stockings:** Linda Boyle will begin providing stocking kits again in April.

**Wants and Needs:** Donations of eyelet and flannel. The Threads of Love make burial gowns for infants who do not survive; and flannel blankets for babies.

**Batting donations: small and large pieces.**

We are taking fabric donations: 100% cotton material, batting, completed quilt kits, precuts, quilting tools and supplies, fleece, orphan blocks.

Thanks to all of you from:

Paulette, Rita, Tammy and Linda

# Door Prizes

<b>Door Prizes for November 2023</b>	<b>Winner</b>
Fat Quarter Bundle from Sewing Center of Orange County	Tina Hawbaker
Fat Quarter Bundle from Sewing Center of Orange County	Jill Patterson
Fat Quarter Bundle from Sewing Center of Orange County	Pat Melton
Fat Quarter Bundle from Sewing Center of Orange County	Allan Gilbert
Spools of Thread from Sewing Center of Orange County	Shelly McGuine
Quick Clips (4) from Sewing Center of Orange County	Leanna Bremer
\$10 Gift Card from Orange County Quilt Bee	Judie Dee
\$10 Gift Card from Orange County Quilt Bee	Jenny Hurst
\$15 Gift Card Mel's Sewing and Fabric Center	Linda Virden
2 ½ strips/jelly roll	Mary Fitzgerald
Batik fabric squares	Erika Agee
Green roll of fabric	Tina Hawbaker



## One Spool Is Never Enough-New Member Lunch!

Just like a quilter always needs more than one spool of thread, **North Cities Quilt Guild** needs more than one member. We need YOU! We would like to welcome our NEW MEMBERS to our New Members Luncheon to learn more about our guild and how to get involved.

**When:** Saturday February 3rd at 11:00 a.m.

**Where:** Yorba Linda Presbyterian Church  
19301 Yorba Linda Blvd., Yorba Linda, CA, 92886

**RSVP:** text Tina Hawbaker 562-708-1188



## Opportunity Quilt - Gift of Spring News & Travels

Most of the members received their distribution of the tickets to sell at the November meeting. Every member is expected to sell \$25.00 in tickets for this year. Payment for the tickets is due by the March meeting (3/25/2024) I've printed out labels for the members with your phone number which you can use on the tickets. Don't forget to take the postcards to give out with the tickets when you sell to those outside of the guild. The postcard includes a picture of the quilt and our meeting dates, speaker & workshop schedule for the year so keep a copy for yourself as well!

A picture of our quilt was sent to SCCQG to get it posted on their website. The quilt was shown at the Acacia quilt guild meeting in November. Amy Estrada attended this meeting and we sold \$59.00. Eighteen members have turned in their ticket sales money and we have a total of \$510.00 in sales to date. Please contact the opportunity quilt coordinator, Helene Born, if you haven't received your tickets or need more tickets to sell.

HELP SHOW OUR QUILT TO BOOST SALES: If you'd like to attend any of the meetings listed below, please let Helene know. Any member that helps to show the quilt will get credit for the sale. A drawing for gift will occur at the September meeting for the member(s) with the highest sales record.

### **Confirmed schedule for 2024:**

Jan:

- 9- Tuesday evening OCQG (Anaheim) *Karen Kindschi?*
- 18 – Thursday 8-5 Road to CA (Ontario) *members have already been scheduled*
- 25 – Thursday evening - Nite Owl (Montclair)

Feb:

- 1 – Thursday afternoon – Fallbrook – *Paulette Fletcher*
- 8 – Thursday evening - Quilters by the Sea (Long Beach)
- 14 – Wednesday morning - Orange Grove (Garden Grove) *Anna Lee*
- 19 – Monday evening - Friendship Square (La Habra) *Dolores Gilbert*

March

- 11 – Monday evening – Inland Empire (Corona) *Amy Estrada?*
- 14 – Thursday evening - TLC Quilt Guild (Covina)
- 28 – Thursday evening – OCMQG (Laguna Woods)

April

- 16 – Tuesday evening - South Bay (Redondo Beach).
- 17 – Wednesday morning – LA County Guild (Downey)
- 24 – Wednesday evening – Wandering Foot Guild (Arcadia)

May

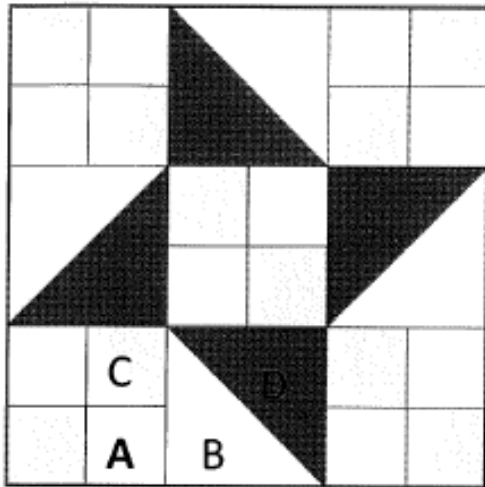
- 8 – Thursday evening – Beach Cities (Mission Viejo)
- 13 – Monday evening – FGQG (Irvine) *Anna Lee*

Karen Kindschi has scheduled the quilt at the Camarillo Quilt Association in September. If you have an event that you'd like to show the quilt or have a suggestion for an event, please contact Helene Born.

Thank you,

Helene Born, Quilt Coordinator

714 504 2614



# WATER WHEEL

Pattern compliments of The Sew N Sew  
160 North Glendora Avenue #E, Glendora, CA 91741

626-852-2223

www.thesewnsew.com

**Note: The block cutting instructions contain measurements for both a 9" finished block and a 12" finished block. Be sure not to mix up the measurements.**

Fabric	Block Components			Rotary Cutting Instructions			
	Piece	Shape	# Pieces Required	Strip Width	First Cut Size	# of Pieces Required	Final Cut
Light 1	A		10	9" block - 2" 12" block - 2 1/2"	9" block - 2" x 2" 12" block - 2 1/2" x 2 1/2"	10 squares	(no additional cuts)
Light 2	B		4	9" block - 3 3/4" 12" block - 4 3/4"	9" block - 3 3/4" x 3 3/4" 12" block - 4 3/4" x 4 3/4"	2 squares	Cut each square <b>once</b> on the diagonal.
Medium	C		10	9" block - 2" 12" block - 2 1/2"	9" block - 2" x 2" 12" block - 2 1/2" x 2 1/2"	10 squares	(no additional cuts)
Dark	D		4	9" block - 3 3/4" 12" block - 4 3/4"	9" block - 3 3/4" x 3 3/4" 12" block - 4 3/4" x 4 3/4"	2 squares	Cut each square <b>once</b> on the diagonal.

## Sewing Instructions

**Note: Use 1/4" seam allowance for all seams.**

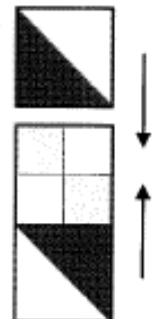
1. Sew an "A" piece to a "C" piece. Press toward the "C" piece. **Make 10.**



3. Sew a "B" piece to an "D" piece. Press to the "D" piece. **Make 4.**



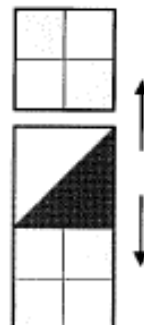
5. Sew 2 step 3 units to a step 2 unit. **Make 1 row.**



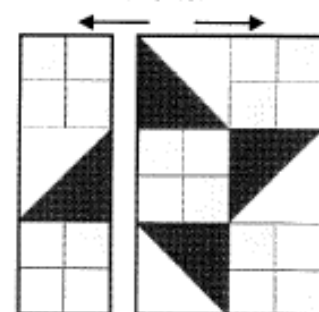
2. Sew two of the step 1 units together. Press in the direction shown. **Make 5.**



4. Sew a step 2 unit to the top and bottom of a step 3 unit. See diagram for layout. **Make 2 rows.**



6. Assemble rows.



# NCQG Bits & Pieces 2023-2024

A great way to use up those scraps, especially your 2 1/2" strips. Participate just one month or every month. Months we are dark you can also make blocks and turn them in the month before or after.

Make 7 blocks. One to keep and 6 to exchange.

For questions text: Tina Hawbaker 562-708-1188

Color pallet: **WHITE or WHITE ON WHITE background** & medium to dark print for the spools

## Calico Spools


This makes a 6" finished block.


6" + 1/4 in seam allowances on all sides= 6 1/2 inch square



Please abide by the [Terms and Conditions of use!](#) :o)

### \*\* Supplies List \*\*

 medium or dark print One 2-1/2" x 6-1/2" rectangle AND one 2-1/2" x 10" strip

 **WHITE or WHITE ON WHITE** One 5" x 6-1/2" rectangle


### \*\* Preparing the Pieces and Sewing the Block \*\*



Cut the print fabric 2-1/2" x 10" strip into four 2-1/2" squares...



Then cut the **white** fabric 5" x 6-1/2" rectangle into two 2-1/2" x 6-1/2" rectangles...



To make the side units, place a Color 1 square right sides together atop the left and right ends of a Color 2 rectangle, with outer edges aligned. (I show them staggered here just so you can see what fabric pieces I mean) On the back of the squares lightly mark the diagonal. Sew ON this diagonal marking. Cut off the excess seam allowance. Press the remainder towards the triangle. Make two of these. They should measure 2-1/2" x 6-1/2" when completed...



Now lay out all units as shown at left. Stitch together using a scant 1/4" seam. Press seams to center, and you are all done! Nice and Easy! :o) Square should be 6 1/2"

©August 16 2006 Marcia Hohn



Traditional Block

<http://www.quilterscache.com>

## Calico Spools - Page 2



<---Here's Michele's!

No quilt drawing to show for this one...it would make a great border block, or use it with other Sewing/Quilting themed projects! Or...



Here's Michele's block in straight settings



...or with alternate blocks flipped

Happy Quilting Folks!

Marcia :o)

[To the Patterns](#) or [The Quilter's Cache](#)

©August 16 2006 Marcia  
Hohn



Traditional Block

<http://www.quilterscache.com>



# Springtime Gala Fiber Arts Challenge



This year we will have our challenge tied in with the May Springtime Gala. The theme of the Gala is “In the Bag” which is on Saturday May 11<sup>th</sup>, 2024. We’d like to have ALL the members’ talents represented at the Gala. If you don’t participate in the challenge, you can submit a quilt for the Members display.

We hope you find this year’s Fiber Arts Challenge inspirational! The focus fabric for our kit is the Kona color of 2024 “JULEP” along with red and orange solids. The committee is excited to see what creative items our members submit.

The completed challenge item does not need to be a quilt, it can be clothing, handbag, wall-hanging, or any item of your choice. You do not need to attend the Gala to participate in this challenge. All members are welcome to participate.

- Members must buy a kit to participate in the challenge at the cost of \$6, (cash or check, or credit card)
- Kits will be available at meetings until all kits are sold.
- You must use each of the fabrics provided. A little or a lot, front or back, inside etc. You can add any other fabrics but, we just must be able to recognize the fabrics provided in the kit.
- The creation can be any shape, it doesn’t need to be square or a quilt, but the perimeter of the item should be no less than 40” (e.g.: 10” x 10”) and not greater than 160” (40”x 40”).
- Original designs and use of patterns are WELCOME but please give the designer credit if using a pattern.
- Challenges will be DUE AT THE APRIL 22, 2024, GUILD MEETING.
- Submit a form with the completed item. (Forms will be available at the January general meeting)
- Fiber arts challenge voting will occur during the Springtime Gala. Viewer’s Choice Awards will be presented on the day of the event or given to the person at the next general meeting.
- Every entry will receive a “thank you for participating” gift made by us, for you!

Should you have any questions please contact Helene Born ([hborn07@yahoo.com](mailto:hborn07@yahoo.com)) or Susan Kjellgren ([suru@sbcglobal.net](mailto:suru@sbcglobal.net))



# Membership Notes

Hello Fellow Quilters,

Happy New Year! In November we had a very fun Jingle Mingle celebration! We were blessed to have 55 members and 24 guests join in! We also had 3 new members join our guild! Please welcome Cali Santamaria, Jill Ellert and Jessie Ortiz into our guild! I would also like to welcome our 6 new members that have joined us in the last few months: Charmella Seacrest, Christine Pelle, Phyllis Beam and Rita Mangus, Sauni Rae Dain, and Allen Gilbert. It is so exciting to see our guild grow!

A word regarding our yearbook 2023-2024: Our yearbook distribution began at our November meeting. Many of you have already picked up their yearbooks. If you have not picked up your yearbook, please do so at the membership table during our January meeting. Please keep your yearbook in a safe place. There is one yearbook per member per year. Membership cards will be attached to the yearbook. There will be occasional corrections and updates to the yearbook sent to us with the newsletter email as an attachment. Please print out these updates and keep them with your yearbook.

There has been a recent change in our bylaws regarding membership fees and Opportunity Quilt ticket sales. Active membership dues of \$30.00 per year for membership and \$25.00 per year for Opportunity Quilt tickets. Payment is required for both of a total of \$55.00. Please see Helene Borne to pick up and turn in your Opportunity Quilt tickets at the membership table.

Just a reminder. Don't forget to bring your membership card to every meeting. It gives you a second ticket for door prizes.

Happy Stitching,  
Debi Hanna  
Membership Chair

# Let's get ready to P-A-R-T-Y

## IT'S MARCH MADNESS TIME

**DATE:** March 25, 2024

**TIME:** 6:30 (Purchase bingo cards & left-right-center) 7:00 Program Begins followed by M-A-D-N-E-S-S

**PLACE:** Placentia Presbyterian Church 849 N. Bradford, Placentia

**DOOR PRIZES:** Yes, we have many door prizes, and you can win if you attend. Don't miss this fun filled evening.

**GAMES GALORE:** Bingo (& Bingo prizes), Left-Right-Center (beautiful batiks) & don't forget the fun Brain Teasers Joanne has for us.

**Garage Sale:** Our Garage Sales are the best. We will have plenty of quality quilting supplies, don't miss out.

Come join us for the fun. Our regular meeting will follow after the MADNESS.



# NCQG Workshops 2024



## February 27, 2024 Shelley Swanland— Cathedral Windows

Make a Cathedral Window quilt completely by machine using three-dimensional piecing.

## July 23, 2024 Dona McKenzie— Dove in the Window

No “Y” seams! A new technique using the Studio 180 Tucker Trimmer.



## Saturday March 30, 2024 Paulette Fletcher & Rita Jones — Precision Paper Piecing

Trying to get those perfect star points? Paulette and Rita will show you how with paper piecing!



## August 23 & 24, 2024 Rita’s Mystery Workshop!

Only Rita knows what you’ll create this year!



## April 23, 2024 Gwen Weedon— Ocean Art

Learn free motion curved piecing while making a gorgeous art quilt.



## Saturday November 2, 2024 Kristie Naranjo — Scrappy Applique

Use your scraps to create a one-of-a-kind design that can become either a wall-hanging or lap quilt.

## June 25, 2024 Steve Schuman—Take Care of Your Baby

Bring up to two sewing machines and learn how to keep them in working condition.



# NCQG Member Workshop Sign-Up Sheet 2023—2024



\_\_\_\_\_ February 27  
Shelley Swanland  
Cathedral Windows  
**\$15 for option kit/  
\$5 for pattern**



\_\_\_\_\_ July 23  
Dona McKenzie  
Dove in the Window



\_\_\_\_\_ March 30  
Paulette Fletcher & Rita Jones  
Precision Paper Piecing



\_\_\_\_\_ August 23 & 24  
Rita's Mystery Quilt  
Workshop Fee: \$80



\_\_\_\_\_ April 23  
Gwen Weedon  
Ocean Art



\_\_\_\_\_ June 25  
Steve Schuman  
Take Care of Your Baby



\_\_\_\_\_ November 2  
Kristie Naranjo  
Scrappy Applique

Please check the workshops you wish to sign up for. Workshops must be paid for before you can be put on the list. Workshop fees are \$35 unless otherwise noted. Workshop fees may be refunded, minus a \$10 service fee, if the 2nd VP, Current Programs, is notified at least 24 hours in advance.

\*\*\*\*Workshop theme is subject to change and will not be refunded.\*\*\*\*

Kit and Material fees are to be paid to the instructor at the workshop.

You will be notified if one of your chosen workshops is full and you are put on the waiting list. If you are put on the waiting list, you will be refunded your payment and payment will be due only if space becomes available to you.

For questions contact: Jill Patterson cell: 714-272-0340 email: [jillpatterson@yahoo.com](mailto:jillpatterson@yahoo.com)

Payments can be made:

- In person at the guild meetings
- Online using PayPal
- By mail. Notify Jill Patterson by cell or email AND mail payment to:

North Cities Quilt Guild  
Attn: Mary Fitzgerald, P.O. Box 376, Yorba Linda, CA 92885-0376



# Hospitality

Please bring refreshments beginning with the last names

“N-S”

**\*\*Remember to keep the hall**

**Peanut Free\*\***

CORI BECKETT	6-Jan
JILL ELLERT	8-Jan
KATH FINCH	9-Jan
LARISSA TAN	10-Jan
SUSAN BALAS	13-Jan
MARY FITZGERALD	18-Jan
JANNY HURST	26-Jan
NEDRA KIPP	28-Jan

## Bring and Do...

- \* Do Come in Early and Sign in
- \* Bring a Friend or Two
- \* Bring your Block of the Month
- \* Bring your Bits ‘N Pieces Blocks
- \* Bring those Beautiful Quilts for Show and Tell
- \* Do Wear a Smile
- \* Do Wear your Name Tag
- \* Do Greet Someone New

I wanted to include this "thank you" in the next newsletter. I have this photograph; I know Susan may have taken photographs and if you want to use one of hers, that's fine with me:

On behalf of the Silver Tones and our leader, Charlotte Lynch, I'd like to thank NCQG for the opportunity to play for you at the November Jingle Mingle. Our group loves to share recorder music with everyone and you were a wonderful audience. The singalongs were our favorite part of the evening--your singing covers up our mistakes! We hope to perform for you again in the future. And remember that we give free lessons on Wednesdays at 10:30 am at the Brea Senior Center. Contact me if you are interested! Happy New Year -- Jill Patterson, VP Current Programs



# Jingle Mingle Fun!









# Show and Tell

<b>Pieced and Quilted by</b>	Rita Jones
<b>Size of Quilt</b>	46" x 50"
<b>Colors in Quilt</b>	Fall colors
<b>Name and/or Pattern of Quilt</b>	Cabin in the Woods
<b>Description</b>	
<p>This is made from a quilt kit. My son and daughter-in-law hope to have a cabin (called a camp in Maine) when they retire. This will hopefully motivate them.</p> <p>Lots of gratitude to Vicki Johns for sharing her leftover fabric with me.</p>	



<b>Pieced and Quilted by</b>	Shelly McGuire
<b>Size of Quilt</b>	92" x 92"
<b>Colors in Quilt</b>	Gold, red, green, purple, maroon flower panels.
<b>Name and/or Pattern of Quilt</b>	Harvest Spice (won in a basket)
<b>UFO (Month and Year Started)</b>	September 2023
<b>Description</b>	
<p>This is an oriental style quilt. It consists of 9 large blocks using a lot of triangles that look like monstrants. There are four flowered panels and a flowered border all around. Background is yellow and gold. Backing is purple. Used lazy curl swirl design for quilting.</p>	

<b>Pieced and Quilted by</b>	Shelly McGuire
<b>Size of Quilt</b>	56 1/2" x 72 1/2"
<b>Colors in Quilt</b>	Blues and Whites
<b>Name and/or Pattern of Quilt</b>	Polar Powder by Connecting Threads
<b>UFO (Month and Year Started)</b>	November 2023
<b>Description</b>	
<p>These are 12 blocks of blue and white paisley. Each square has a 2 1/2-inch border on 2 sides and a pieced border on 2 sides.</p>	



<b>Made and Quilted by</b>	Loretta Beaumont
<b>Size of Quilts</b>	Lap
<b>Colors in Quilts</b>	Christmas
<b>Description</b>	
The four quilts I am gifting to family this year!	



<b>Quilt made by</b>	Norma Holland
<b>Quilted by</b>	Cathy Sandhoefner
<b>Size of Quilt</b>	Double
<b>Colors in Quilt</b>	Orange
<b>Name and/or Pattern of Quilt</b>	Rita Mystery



<b>Quilt made by</b>	Rita Mangus
<b>Quilted by</b>	Sandy Cochran
<b>Colors in Quilt</b>	Christmas Colors.
<b>Name and/or Pattern of Quilt</b>	All Wrapped Up — Riley Blake
<b>UFO (Month &amp; Year Started)</b>	2015—finished Fall 2023



<b>Pieced &amp; Quilted by</b>	Becky & Ellie Sproal
<b>Colors in Quilt</b>	Blues, greens, purples
<b>Name and/or Pattern of Quilt</b>	Bowtie Quilt with sperm swimming in some of the white blocks.



<b>Pieced and Quilted by</b>	Tina Hawbaker
<b>Size of Quilt</b>	Twin
<b>Colors in Quilt</b>	Blues and Gray
<b>Name and/or Pattern of Quilt</b>	Serenity Prayer sampler
<b>Description</b>	
<p>Made for a faithful employee. She requested the Serenity Prayer. The lamb squares represent all of the "Little Lamb Preschool" children she helps to care for.</p>	



### December Philanthropy Quilts



# Guild Meetings (Overview)

We meet on the fourth Monday of each month, January through November (dark in December and May), at the:

**Placentia Presbyterian Church, in Key Center.  
849 North Bradford, Placentia, CA 92870**

6:30pm - Social time, refreshments, library, opportunities, block exchange and more

7:00pm - Welcome, Business Meeting, Program, Show and Tell and Door prizes and other drawings

Monday January 22nd	Guild Meeting		
Monday February 26th	Guild Meeting	Tuesday February 27th	Shelley Swanland Cathedral Windows Workshop
Monday March 25th	March Madness	Saturday March 30th	Paulette Fletcher & Rita Jones Precision Paper Piecing Workshop
Monday April 22nd	Guild Meeting	Tuesday April 23rd	Gwen Weedon Ocean Art Workshop
Monday June 24th	Guild Meeting	Tuesday June 25th	Steve Schuman Take Care of Your Baby Workshop
Monday July 22nd	Guild Meeting	Tuesday July 23rd	Dona McKenzie Dove in the Window Workshop
Monday August 26th	Patchwork Stars	August 23rd & 24th	Rita's Mystery Quilt Workshop Fee: \$80

# SPONSORS

**Orange Quilt Bee**

*Pebble Gilb & Lisa Wiltse, Owners*

**714-639-3245**  
 628 E. Katella Ave., Orange, CA 92867  
[www.orangequiltbee.com](http://www.orangequiltbee.com)  
 email: [ogbshop@orangequiltbee.com](mailto:ogbshop@orangequiltbee.com)  
 Hours: Mon-Thur: 10-8, Fri-Sat: 10-5, Sun: 12-4

**ANAHEIM**  
 1189 N. Euclid St. 92801  
 714.774.3460

*Family Owned & Operated Since 1956*  
**Sales & Repair**  
 Authorized BERNINA & Baby Lock Dealers

**TUSTIN**  
 600 E. First St. 92780  
 714.669.0583

---

Quilting, Embroidery and Sergers Machines  
 100% Cotton Fabric, Notions and Accessories  
 We now offer Guild Members a 10% Discount.

Our classes and clubs can be found online at [www.melssewing.com](http://www.melssewing.com) or  
 contact us at [info@melssewing.com](mailto:info@melssewing.com).

**M&L FABRICS**  
**DISCOUNT STORE**  
 3430 W. Ball Road, Anaheim, California, 92804  
 (714) 995-3178 Fax (714) 995-5309

<b>20% OFF</b> Simplicity • Vogue McCall's • Butterick & Kwik Sew Patterns	<b>HOURS</b> Mon.-Fri. 9-7 Sat. 10-6 Sun. 12-5	<b>20% OFF</b> Ribbons • Notions Buttons • Zippers • Threads •
---	---	---

**BE Sew Bizzy**  
 Embroidery & Quilting  
 Classes - Supplies - Service

Betty Elliot  
 Owner

---

12752 Valley View Street #B Garden Grove, CA 92845  
 562.760.5462

[besewbizzy@yahoo.com](mailto:besewbizzy@yahoo.com)  
[www.besewbizzy.com](http://www.besewbizzy.com)

**COTTON GIN FABRIC**

411 E. State Street  
 Redlands, CA 92373  
 (909) 963-5610  
[www.cottonginfabric.com](http://www.cottonginfabric.com)  
 Follow us on Facebook

## Note

Do you have something you would like included in the newsletter? Let me know! All articles should be submitted by the 5th of the month. Please submit to: [j.marcia@gmail.com](mailto:j.marcia@gmail.com)