

Northern Lights




A Publication of North Cities Quilt Guild

Monday February 26th
Meeting begins at 7:00pm

February:

Presidents Message



Dates to Remember

- February 26th—Guild Meeting
- February 27th Workshop
- March 25th—Guild Meeting
- March 30th—Workshop

February, hearts, flowers, candy and rain...

Staying indoors has a reward, it gives you time to sew or quilt. Fortunately, North Cities Quilt Guild has been blooming and we welcome 13 new members in our guild. A luncheon celebrating and welcoming these new members was prepared by Tina Hawbaker and Debi Hanna, Saturday, February 3rd. Please update your yearbook with the information on new members from Debi. January started a new journey included our six (6) SCCQG quilt exhibitors at Road to California. Helene Born provided the Opportunity Quilt at Road 2 CA. and many members shared in doing white glove duty or helping with ticket sales. January included presentation of the Fiber Art Challenge. To design a project, maybe a quilt or something else, using “Julep” Kona color of the year. Our guest speaker Trudy Cleveland was fabulous with her perspective on taking photos of our quilts. Trudy and Peggy Ochoa enjoyed reminiscing the good old days, “before quilting”.

I want to thank all the ladies for supporting South Bay Quilters Guild. They enjoyed joining us for dinner before the meeting, hearing our guest speaker, and thanks ladies for supporting their Opportunity Quilt. This month we will have Quilters by the Sea sharing their Opportunity Quilt. In addition, we welcome our guest speaker Shelly Swanland who will be teaching a Cathedral Windows quilt. I hope you ladies love this project and learn something new.

Trudy Teshima

February Speaker and Workshop: Cathedral



Shelley last presented at our guild in 2015. Let's welcome her back! Swanland has been a quilt designer and teacher for 30 years. She is the author of *Machine Stitched Cathedral Windows* and *Machine Stitched Cathedral Stars* and her own line of patterns. She has contributed multiple consignment projects for fabric manufacturers and contributed to several quilt magazines, and has lectured and taught at over 150 guilds. She teaches a Cathedral Window technique that she developed, as well as Embellishment and Plant Prints on paper and fabric. At our meeting, she will present a trunk show of the many varieties of cathedral window quilts she has created.

Cathedral Windows is one of those bucket list quilts. For twenty years, Shelley has been creating Cathedral Window Quilts using her own technique that is entirely by machine. No hand sewing needed! The technique uses three-dimensional piecing to construct the top and, during quilting, the bias folds are rolled and stitched in place to create a finished quilt. We will make a small wall hanging that can be featured on its own OR use the finished product in an "Orphans and Aliens" quilt. You have the option of buying a kit of precut fabrics for \$15 plus the pattern for \$5. You may also use your own fabric and buy the pattern. The materials list is available once you register for class. Sign up via our website using Paypal or contact Jill at jillpatterson@yahoo.com. Contact Jill with any questions.



Philanthropy

The Philanthropy Sew-In last month was very well attended and at the February Guild Meeting be ready to pick those quilt tops that need binding and quilting. Thank you to all who participate in the philanthropy efforts for NCQG.

Fabric Sale: Mark your calendar: Feb 26 is the Fabric Sale. We have received a number of wonderful donations from guild members and community. Bring your dollars.

Donations and Completed Projects:

Mary Fitzgerald	Gail Mitchell	Linda Boyle	Vicki Johns
Mary Lou Ripper	Phyllis Beam	Shelly McGuine	Kath Finch
Eva Shimamura	Beth Stiehl	Trudy Teshima	Gill Ellerte
Delores Gilbert	Pattie Rainey	Ginny Hurst	

MARK your calendars: the next sew-in is Thursday February 22

Yorba Linda Presbyterian church: 19301 E Yorba Linda Blvd, Yorba Linda.

We have all kinds of projects for you to choose from – all the way from complete quilt kits – to simple strip kits and adding borders to an existing quilt to make it larger in size. Come when you can – leave when you must. BRING YOUR LUNCH and your sewing supplies.

Future Philanthropy sewing dates are: March 28, April 25, May 23, and June 27

Christmas Stockings: Linda Boyle will begin providing stocking kits again in April.

Wants and Needs: Donations of eyelet and flannel. The Threads of Love make burial gowns for infants who do not survive; and flannel blankets for babies.

Batting donations: small and large pieces.

Yarn: please bring to the guild meeting any yarn you may have that you would like to donate

We are taking fabric donations: anything larger than a fat quarter, 100% cotton material, batting, completed quilt kits, precuts, quilting tools and supplies, fleece, orphan blocks.

Thanks to all of you from:

Paulette, Rita, Tammy and Linda

Opportunity Quilt - Gift of Spring News & Travels

At the January meeting we had member turn in of \$500.00. I still have some tickets to distribute so if you haven't received your packet of tickets to sell, please come get them at the general meeting. I will be at the table and keep a record of all member sales. Any member that helps to show the quilt will get credit for the sale on that date. A drawing for gift will occur at the September meeting for the member(s) with the highest sales record. Our total sales YTD as of the January meeting are \$1,154.00.

The sales at Road 2 CA were successful, we sold \$299 in tickets! What a wonderful experience and a fantastic team effort! Thanks to Mary Fitzgerald, Linda Boyle, Trudy Teshima, Anna Lee, and Karen Kindschi for working the sales table. Also, thank you to Gail Mitchell, Dona Willson, Anna Lee, Trudy Teshima, Dolores Gilbert, Larry Gilbert, Allan Gilbert, Phyllis Beam, Linda Boyle, and Amy Estrada as you volunteered to white glove at the show. We couldn't have participated in this event without your support!

We have started our February sales at Nite Owl Quilt Guild and sold \$104.00. We had to reschedule the showing for OCQG in Anaheim to April. Below is the schedule to show the opportunity quilt. I would love to have you join in showing this lovely creation. If you would like to attend any of the meetings listed, please let Helene Born know.

Confirmed schedule for 2024:

Jan: 25 – Thursday evening - Nite Owl (Montclair) *Amy Estrada*

Feb: 1 – Thursday afternoon – Fallbrook

8 – Thursday evening - Quilters by the Sea (Long Beach) *Amy Estrada*

14 – Wednesday morning - Orange Grove (Garden Grove) *Dolores Gilbert*

19 – Monday evening - Friendship Square (La Habra) *Dolores Gilbert & Peggy Ochoa*

March: 11 – Monday evening – Inland Empire (Corona)

14 – Thursday evening - TLC Quilt Guild (Covina)

28 – Thursday evening – OCMQG (Laguna Woods) *Anna Lee*

April: 9 – Tuesday evening – Orange County Quilters Guild (Anaheim) *Karen Kindschi & Amy Estrada*

16 – Tuesday evening - South Bay (Redondo Beach)

17 – Wednesday morning – LA County Guild (Downey)

24 – Wednesday evening – Wandering Foot Guild (Arcadia)

May: 8 – Thursday evening – Beach Cities (Mission Viejo)

13 – Monday evening – FGQG (Irvine) *Anna Lee*

Sept: 10 – Camarillo Quilters Association – *Karen Kindschi*

Currently, I have no dates scheduled for the summer months (June, July, Aug) but continue to work on scheduling showing our quilt. If you have an event that you would like to show the quilt or have a suggestion for an event, please contact Helene Born.

Thanks, and happy quilting,
Helene Born, Quilt Coordinator
Cell: 714 504 2614



NCQG Bits & Pieces 2023-2024

A great way to use up those scraps, especially your 2 1/2" strips. Participate just one month or every month. Months we are dark you can also make blocks and turn them in the month before or after.

Make 7 blocks. One to keep and 6 to exchange.

For questions text: Tina Hawbaker 562-708-1188

Color pallet: **WHITE or WHITE ON WHITE background** & medium to dark print for the spools

Calico Spools


This makes a 6" finished block.


6" + 1/4 in seam allowances on all sides= 6 1/2 inch square



Please abide by the [Terms and Conditions of use!](#) :o)

** Supplies List **

 medium or dark print One 2-1/2" x 6-1/2" rectangle AND one 2-1/2" x 10" strip

 **WHITE or WHITE ON WHITE** One 5" x 6-1/2" rectangle


** Preparing the Pieces and Sewing the Block **



Cut the print fabric 2-1/2" x 10" strip into four 2-1/2" squares...



Then cut the **white** fabric 5" x 6-1/2" rectangle into two 2-1/2" x 6-1/2" rectangles...



To make the side units, place a Color 1 square right sides together atop the left and right ends of a Color 2 rectangle, with outer edges aligned. (I show them staggered here just so you can see what fabric pieces I mean) On the back of the squares lightly mark the diagonal. Sew ON this diagonal marking. Cut off the excess seam allowance. Press the remainder towards the triangle. Make two of these. They should measure 2-1/2" x 6-1/2" when completed...



Now lay out all units as shown at left. Stitch together using a scant 1/4" seam. Press seams to center, and you are all done! Nice and Easy! :o) Square should be 6 1/2"

©August 16 2006 Marcia Hohn



Traditional Block

<http://www.quilterscache.com>

Calico Spools - Page 2



<---Here's Michele's!

No quilt drawing to show for this one...it would make a great border block, or use it with other Sewing/Quilting themed projects! Or...



Here's Michele's block in straight settings



...or with alternate blocks flipped

Happy Quilting Folks!

Marcia :o)

[To the Patterns](#) or [The Quilter's Cache](#)

©August 16 2006 Marcia
Hohn



Traditional Block

<http://www.quilterscache.com>

Springtime Gala Fiber Arts Challenge



This year we will have our challenge tied in with the May Springtime Gala. The theme of the Gala is “In the Bag” which is on Saturday May 11th, 2024. We'd like to have ALL the members' talents represented at the Gala. Participate in the challenge. Submit a quilt for the Members display. You can participate in both the challenge and the members display.

We hope you find this year’s Fiber Arts Challenge inspirational! The focus fabric for our kit is the Kona color of 2024 “JULEP” along with red and orange solids. The committee is excited to see what creative items our members submit.

The completed challenge item does not need to be a quilt, it can be clothing, handbag, wall-hanging, or any item of your choice. You do not need to attend the Gala to participate in this challenge. All members are welcome to participate.

- Members must buy a kit to participate in the challenge at the cost of \$6, (cash or check, or credit card)
- Kits will be available at meetings until all kits are sold.
- You must use each of the fabrics provided. A little or a lot, front or back, inside etc. You can add any other fabrics but, we just must be able to recognize the fabrics provided in the kit.
- The creation can be any shape, it doesn’t need to be square or a quilt, but the perimeter of the item should be no less than 40” (e.g.: 10” x 10”) and not greater than 160” (40”x 40”).
- Original designs and use of patterns are WELCOME but please give the designer credit if using a pattern.
- Challenges will be DUE AT THE APRIL 22, 2024, GUILD MEETING.
- Submit a form with the completed item. (Forms will be available at the January general meeting)
- Fiber arts challenge voting will occur during the Springtime Gala. Viewer’s Choice Awards will be presented on the day of the event or given to the person at the next general meeting.
- Every entry will receive a “thank you for participating” gift made by us, for you!

Should you have any questions please contact Helene Born (hborn07@yahoo.com) or Susan Kjellgren (suru@sbcglobal.net)



North Cities Quilt Guild

Presents

It's in the Bag

Our Spring Luncheon

We invite you & your friends to join us

Date: Saturday, May 11, 2024

Time: 11:00 am- 2:00 PM

Yorba Linda Presbyterian Church
19301 East Yorba Linda Blvd, Yorba
Linda, Ca. 92886

Our day of fun will include-
A catered lunch of sandwiches, assorted salads,
beverage and dessert buffet
Party favors
Opportunity baskets
Members' quilt display
Door prizes

and

Featuring :

Our Fiber Arts Challenge Display

For tickets: \$45.00 each

Ticket sales will begin at the February meeting,
(credit card purchases now available at the meeting)
or send a check to:



NCQG

Post Office Box 376

Yorba Linda, Ca, 92885-0376

or go to northcitiesquiltguild.org (paypal available)

For more information: Call Susan Lee (703) 200-3703



North Cities Quilt Guild

Founded 1996

Our guild encourages members and guests to learn and exchange ideas about quilting and fiber arts in an informal atmosphere. Guild meetings feature lectures, trunk shows, workshops and informative programs given by well-known quilt makers/artists. NCQG welcomes quilters at every level of experience from beginners to experts.

Great Programs and Workshops	Show & Tell
Opportunity Drawings	Door Prizes
Philanthropy	Quilt Show/Luncheon
Fun and Friendship	Quilt Challenge
Doors open for social gathering at 6:15pm	General Meeting begins at 7:00pm

We meet the 4th Monday of the month
No meetings in May and December

849 N. Bradford Ave.
Placentia, CA 92870
Visit our website!

www.northcitiesquiltguild.org

Membership Application

Membership period: September 1 – August 31 (delinquent at close of October meeting)

Circle one New Member **Renewal (if no changes, check here ___)**

Name:(Please print) _____ Previous Patchwork Star _____

Address: _____ City----- _____

State: ___ Zip: _____ Home Phone: _____ Cell: _____

Email: _____ Birth Date: Month ___ --- ___ Day _____

My interest include... (Please check all that apply)

<input type="checkbox"/> Committee Volunteer	<input type="checkbox"/> Applique	<input type="checkbox"/> Piecing
<input type="checkbox"/> Domestic Machine quilting	<input type="checkbox"/> Long Arm Quilting	<input type="checkbox"/> Quilt Show
<input type="checkbox"/> In or Join Friendship Group	<input type="checkbox"/> Block Exchanges	<input type="checkbox"/> Quilting Retreats
<input type="checkbox"/> Philanthropy		<input type="checkbox"/> Other _____

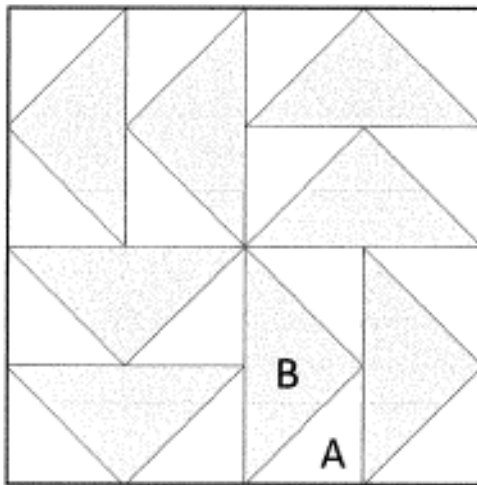
Would you like to be included in our "Members Only" NCQG Facebook page? Yes or No (please circle)
If so, search for North Cities Quilt Guild and request to join.

Remit this form with your membership dues.
Annual dues may be paid at any general membership meeting or mailed to:

North Cities Quilt Guild P.O. Box 376 Yorba Linda, CA 92885-0376

***your dues include:**

Membership	\$30
30 Opportunity Quilt Tickets	<u>\$25</u>
Total Dues	\$55



DUTCHMAN'S PUZZLE

Pattern compliments of Quilt'n' Things.
 2411 Honolulu Avenue, Montrose, CA. 91020
 818-957-2287

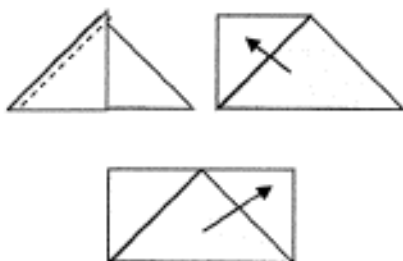
Note: The block cutting instructions contain measurements for both a 9" finished block and a 12" finished block. Be sure not to mix up the measurements.

Fabric	Block Components			Rotary Cutting Instructions			
	Piece	Shape	# Pieces Required	Strip Width	First Cut Size	# of Pieces Required	Final Cut
Light	A		16	9" block - 3 1/4" 12" block - 3 3/8"	9" block - 3 1/4" x 3 1/4" 12" block - 3 3/8" x 3 3/8"	8 squares	Cut each square once on the diagonal.
Dark	B		8	9" block - 5 1/4" 12" block - 7 1/4"	9" block - 5 1/4" x 5 1/4" 12" block - 7 1/4" x 7 1/4"	2 squares	Cut each square twice on the diagonal.

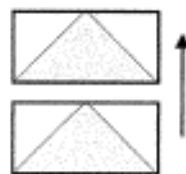
Sewing Instructions

Note: Use 1/4" seam allowance for all seams.

- To make a "geese" unit, place an "A" triangle right sides together with a "B" triangle. Sew along the diagonals. Repeat with the second "A" triangle on the other side of the "B" triangle. Press to the "A" triangles. Make 8 total.

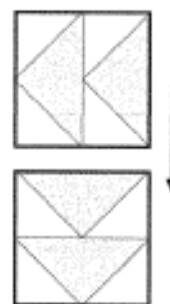


2.



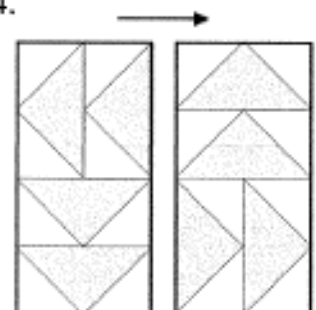
Sew two "geese" units together. Make 4 total.

3.



Make 2 rows.

4.



Sew rows together.

North City Quilt Guild Friendship Groups

Committee Chair: Peggy Ochoa

What is a friendship group, and why would you want to join one or form one of your own with a few friends?

Friendship groups share a love of quilts as all guild members do, but they meet outside of our regular guild meetings. A friendship group can have as few as three members to as many as your meeting place can hold, but the upper limit seems to be around 10.

The Newbies are an exception since we meet at Orange Quilt Bee on the third Friday of each month from 11-2. A lower number allows you to meet in someone's home and makes going out to lunch and sitting at the same table a possibility. A smaller number also allows everyone in the group to get to know one another more easily than in the large guild meeting. Most friendship groups are formed around a time of day or evening that is convenient to all of the members. In our guild we have a few friendship groups that meet during the daytime on a weekday (usually once a month) for a few hours. So far, we don't have any that meet on a weeknight, but if you are interested in such a time, chances are there are others that share your choice. As your Friendship Group Chair, I am hoping to find a place for everyone who is interested in a friendship group, even if it means forming a new group on Zoom and/or around a new time or place. Some of the groups listed below have reached maximum capacity and do not have room for new members, but the others have at least one space. Each friendship group chooses their own activities: charity quilt planning and sewing; left-right-center game with fat quarters on the line; machine and hand stitching; etc. The best part is that you get to name your new group with a clever name like the ones listed below, in alphabetical order:

Bits and Pieces (at capacity) Binding Friendships (at capacity)

Going to Pieces (first Thurs. a.m.—9:30-1; rotating homes; **room for one more**; makes round robin charity quilts; plays LRC)

Newbies (third Friday; 11-2 at Orange Quilt Bee; **room for a few**; makes charity quilts)

Right Sides Together (second Saturday—at capacity in private home) machine & hand piecing; yearly Quilt of Valor; potluck lunch

If you are interested in joining or forming a group, please text or call Peggy Ochoa at (714) 345-6236. She will need your name, some options for when you can meet, whether you want to be **part of a Zoom group**, or the names of the people you want to meet with if you are **forming a new group (Zoom or in person)**

Let's get ready to P-A-R-T-Y

IT'S MARCH MADNESS TIME

DATE: March 25, 2024

TIME: 6:30 (Purchase bingo cards & left-right-center) 7:00 Program Begins followed by M-A-D-N-E-S-S

PLACE: Placentia Presbyterian Church 849 N. Bradford, Placentia

DOOR PRIZES: Yes, we have many door prizes, and you can win if you attend. Don't miss this fun filled evening.

GAMES GALORE: Bingo (& Bingo prizes), Left-Right-Center (beautiful batiks) & don't forget the fun Brain Teasers Joanne has for us.

Garage Sale: Our Garage Sales are the best. We will have plenty of quality quilting supplies, don't miss out.

Come join us for the fun. Our regular meeting will follow after the MADNESS.



NCQG Workshops 2024



February 27, 2024 **Shelley Swanland—** **Cathedral Windows**

Make a Cathedral Window quilt completely by machine using three-dimensional piecing.

July 23, 2024 **Dona McKenzie—** **Dove in the Window**

No “Y” seams! A new technique using the Studio 180 Tucker Trimmer.



Saturday March 30, 2024 **Paulette Fletcher & Rita Jones** **— Precision Paper Piecing**

Trying to get those perfect star points? Paulette and Rita will show you how with paper piecing!



August 23 & 24, 2024 **Rita’s Mystery** **Workshop!**

Only Rita knows what you’ll create this year!



April 23, 2024 **Gwen Weedon—** **Ocean Art**

Learn free motion curved piecing while making a gorgeous art quilt.



Saturday November 2, 2024 **Kristie Naranjo — Scrappy** **Applique**

Use your scraps to create a one-of-a-kind design that can become either a wall-hanging or lap quilt.

June 25, 2024 **Steve Schuman—Take Care** **of Your Baby**

Bring up to two sewing machines and learn how to keep them in working condition.



NCQG Member Workshop Sign-Up Sheet 2023—2024



_____ February 27
Shelley Swanland
Cathedral Windows
**\$15 for option kit/
\$5 for pattern**




_____ July 23
Dona McKenzie
Dove in the Window



_____ March 30
Paulette Fletcher & Rita Jones
Precision Paper Piecing



_____ August 23 & 24
Rita's Mystery Quilt
Workshop Fee: \$80



_____ April 23
Gwen Weedon
Ocean Art



_____ June 25
Steve Schuman
Take Care of Your Baby



_____ November 2
Kristie Naranjo
Scrappy Applique

Please check the workshops you wish to sign up for. Workshops must be paid for before you can be put on the list. Workshop fees are \$35 unless otherwise noted. Workshop fees may be refunded, minus a \$10 service fee, if the 2nd VP, Current Programs, is notified at least 24 hours in advance.

****Workshop theme is subject to change and will not be refunded.****

Kit and Material fees are to be paid to the instructor at the workshop.

You will be notified if one of your chosen workshops is full and you are put on the waiting list. If you are put on the waiting list, you will be refunded your payment and payment will be due only if space becomes available to you.

For questions contact: Jill Patterson cell: 714-272-0340 email: jillpatterson@yahoo.com

Payments can be made:

- In person at the guild meetings
- Online using PayPal
- By mail. Notify Jill Patterson by cell or email AND mail payment to:

North Cities Quilt Guild
Attn: Mary Fitzgerald, P.O. Box 376, Yorba Linda, CA 92885-0376



Hospitality

Please bring refreshments beginning with the last names

“T-Z”

****Remember to keep the hall**

Peanut Free**

RICKI BREMER	Feb 03
PHYLLIS REDDISH	Feb 10
ROBIN THARALDSON	Feb 15
LORETTA BEAUMONT	Feb 20

Bring and Do...

- * Do Come in Early and Sign in
- * Bring a Friend or Two
- * Bring your Block of the Month
- * Bring your Bits ‘N Pieces Blocks
- * Bring those Beautiful Quilts for Show and Tell
- * Do Wear a Smile
- * Do Wear your Name Tag
- * Do Greet Someone New

Show and Tell

Pieced and Quilted by	Rita Jones
Size of Quilt	54" x 56"
Colors in Quilt	Blues and Greys
Name and/or Pattern of Quilt	Friendship Quilt
Description	
Each block was made by a member of my friendship group. This was a 2-year exchange.	



Pieced by	Shelly McGuire
Quilted by	Marcia Pittman
Size of Quilt	72" x 86"
Colors in Quilt	Greens, white, black, gold
Name and/or Pattern of Quilt	Jacob's Irish Ladder
UFO (Month and Year Started)	July 2022
Description	
From an NCQG block exchange. Don't know the year. Very happy with Marcia's quilting; she's a marvel. Really sets off the blocks..	



Pieced by	Peggy Ochoa
Quilted by	Charmella Secrest
Size of Quilt	42" x 62"
Colors in Quilt	Blues/green prints, black & white
Name and/or Pattern of Quilt	Shadow Boxes (pattern from internet)
UFO (Month and Year Started)	November 2023
Description	
I won the printed fabric 2 years ago during the opportunity drawing at a guild meeting, but I couldn't use the pattern that came with it. Once I saw a shadow box quilt, the fabric seemed perfect for it.	

Made and Quilted by	Karen Thomas
Size of Quilts	Baby size
Colors in Quilts	pastels
Name and/or Pattern of Quilt	BOM Hearts



Pieced by	Loretta Beaumont
Quilted by	Charmella Secrest
Size of Quilt	Lap
Colors in Quilt	Red, blue, and white
Name and/or Pattern of Quilt	Sparrows
Description	
Sweet little birds all in a row!	



Pieced by	Betty Ann Lawson
Quilted by	Charmella Secrest
Size of Quilt	75" x 85"
Colors in Quilt	Red, green, black and white
Name and/or Pattern of Quilt	Mystery Quilt—NCQG/ Happiness Always
Class (Instructor/ Location)	Rita Jones
UFO (Month and Year Started)	August 2022

Description

I won the printed fabric 2 years ago during the opportunity drawing at a guild meeting, but I couldn't use the pattern that came with it. Once I saw a shadow box quilt, the fabric seemed perfect for it.



Quilt made by	Bits 'n Pieces Friendship Group
Quilted by	Becky Sproal
Size of Quilt	Twin
Colors in Quilt	Mixed



Pieced and Quilted by	Charmella Seacrest
Size of Quilt	45" x 55"
Colors in Quilt	Blue and White
Description	
My own design. There may be a pattern, but this is my go-to baby quilt that can use any theme.	



Pieced by	Sandy Brown
Quilted by	Cindy Kruse
Size of Quilt	Lap
Colors in Quilt	Many with gold sashing
Name and/or Pattern of Quilt	Steam Punk Penny
Class (Instructor/ Location)	Quilt retreat in Palm Desert
UFO (Month and Year Started)	July 2023

Pieced by	Gail Mitchell
Quilted by	Cindy Kruse
Size of Quilt	71" x 90"
Colors in Quilt	Tan and brights for spools, white background
UFO (Month and Year Started)	May 2023
Description	
I saw this quilt displayed at the Sewn Together quilt shop in Norco. I admired it and decided to make it. It was fun! The pattern was designed by Lori Hold and she used Riley Blake fabrics, which I like.	



Pieced by	El Camino Quilters
Quilted by	Susan Peterson
Size of Quilt	70" x 90"
Colors in Quilt	Multicolors
Name and/or Pattern of Quilt	ECQG
Description	
I won this beautiful quilt by buying opportunity tickets at last year's Road to CA. I never win anything and it's so nice, I wanted to share.	

Pieced by	Diane Wilkinson
Quilted by	Bears Quilt Shop
Colors in Quilt	Primary
Name and/or Pattern of Quilt	Stitchery Sampler by Fig Tree BOM



December Philanthropy Quilts From Newbies Friendship Group



**NCCQ contributions to the SCCQG “Community of Quilts”
exhibit at Road to California 2024**



“Dog Days of a Woolie Summer”. Pieced by Sheri Siedentop; Quilted by Renee Niday



“Sewing Fun”. Pieced and Quilted by Paulette Fletcher



“Anyone Need a Group Hug”. Blocks made by NCQG members, assembled by Joanne Burkhart, quilted by Debbie MacWilliams and NCQG members.



“Turbulence” Pieced by Allan Gilbert; quilted by The Batty Lady Alicia Campbell



“All Gave Some”. Made by Peggy Ochoa, Vicki Johns, and Lynn Baesler

Guild Meetings (Overview)

We meet on the fourth Monday of each month, January through November (dark in December and May), at the:

**Placentia Presbyterian Church, in Key Center.
849 North Bradford, Placentia, CA 92870**

6:30pm - Social time, refreshments, library, opportunities, block exchange and more

7:00pm - Welcome, Business Meeting, Program, Show and Tell and Door prizes and other drawings

Monday February 26th	Guild Meeting	Tuesday February 27th	Shelley Swanland Cathedral Windows Workshop
Monday March 25th	March Madness	Saturday March 30th	Paulette Fletcher & Rita Jones Precision Paper Piecing Workshop
Monday April 22nd	Guild Meeting	Tuesday April 23rd	Gwen Weedon Ocean Art Workshop
Monday June 24th	Guild Meeting	Tuesday June 25th	Steve Schuman Take Care of Your Baby Workshop
Monday July 22nd	Guild Meeting	Tuesday July 23rd	Dona McKenzie Dove in the Window Workshop
Monday August 26th	Patchwork Stars	August 23rd & 24th	Rita's Mystery Quilt Workshop Fee: \$80

SPONSORS



Pebble Gilb & Lisa Wiltse, Owners

714-639-3245
 628 E. Katella Ave., Orange, CA 92867
www.orangequiltbee.com
 email: oqbshop@orangequiltbee.com
 Hours: Mon-Thur: 10-8, Fri-Sat: 10-5, Sun: 12-4

BERNINA *made to create* **Mel's Sewing & Fabric Center** FOR THE LOVE OF SEWING **baby lock**

ANAHEIM 1189 N. Euclid St. 92801 714.774.3460 **Family Owned & Operated Since 1956** **Sales & Repair** **Authorized BERNINA & Baby Lock Dealers**

TUSTIN 600 E. First St. 92780 714.669.0583

Quilting, Embroidery and Sergers Machines
 100% Cotton Fabric, Notions and Accessories
We now offer Guild Members a 10% Discount.

Our classes and clubs can be found online at www.melssewing.com or contact us at info@melssewing.com.

M&L FABRICS DISCOUNT STORE
 3430 W. Ball Road, Anaheim, California, 92804
 (714) 995-3178 Fax (714) 995-5309

20% OFF Simplicity • Vogue McCall's • Butterick & Kwik Sew Patterns	HOURS Mon.-Fri. 9-7 Sat. 10-6 Sun. 12-5	20% OFF Ribbons • Notions Buttons • Zippers • Threads •
---	---	---

BE Sew Bizzy *Embroidery & Quilting*
 Classes - Supplies - Service

Betty Elliot
 Owner

12752 Valley View Street #B Garden Grove, CA 92845 562.760.5462
besewbizzy@yahoo.com
www.besewbizzy.com



COTTON GIN FABRIC

411 E. State Street
 Redlands, CA 92373
 (909) 963-5610
www.cottonginfabric.com
 Follow us on Facebook 

Note

Do you have something you would like included in the newsletter? Let me know! All articles should be submitted by the 5th of the month. Please submit to: j.marcia@gmail.com