

# Northern Lights

August 2024



A Publication of North Cities Quilt Guild

**Monday, August 26th**  
Meeting begins at 7:00pm

## Presidents Message

Many hours of creativity from our Board and Chairpersons are dedicated to supporting our guild. Thanks to all the quilters for your contribution to the 2024 O.C. Fair as outstanding demonstrators and staffing the booth for two days. GOOD JOB!! I want to thank Karen Kindschi for her devotion to Orange County Fair, finding volunteers and working with the staff at the Fair. Congratulations Karen, your MEOW QUILT has received recognition from the staff at the fair, good job! Congratulations also goes to Mary Lou Ripper, Paulette Fletcher and Gina Whitelaw for their awards at the O.C. Fair.

I want to congratulate Sauni Rae Dain for her Cherrywood Challenge 2024 Poppy entry. Sauni is sew talented and best of all she received Juror's Choice. Congratulations! You can see the Cherrywood Exhibit at Road to California, January 2025. This exhibit travels and will be at Sew Yeah Quilt Show in Las Vegas, Nevada on November 15,16, 2024, or QuiltCon is in Phoenix, Arizona. March 20-22, 2025.

Speaking of travel, Jill Patterson is on a road trip travelling to Michigan. Jill and a committee reviewed the North Cities Quilt Guild Bylaws. Jill has requested to present the Bylaws Amendments and respond to any questions. The Bylaws Amendments will be provided to all general members in a separate blast. Review the Bylaws Amendments and prepare your questions. "See you in September, see you when the summer's through...."

UPCOMING Event: August 24, 2024 only Rita knows.... It's a mystery!!! Looking forward to seeing your creativity at Rita's one day Mystery Retreat. Your creativity is the colors and fabrics of choice. Please share your project, finished or not, at our next meeting.

I am so excited to see that the membership of this guild is growing. We do not want to make the same quilt over and over again. When we go to the quilt shop, we are looking for an inspiration, a challenge, a new technique, something that brings joy to our creative nature. If you have ideas to improve our guild meetings, fundraising, upcoming events... please share. Keeping thoughts to yourself will not make your guild experience better. Participate. Share. email [Northcities@yahoo.com](mailto:Northcities@yahoo.com)

Trudy



### Dates to Remember

- **August 23rd & 24th—Mystery Retreat**
- **August 26th—Guild Meeting**
- **September 23rd—Guild Meeting**

# IT'S A MYSTERY TO ME!

Our Mystery Retreat will be here in a soon. Since we have had to make some changes to our plans, I want to update everyone.

**New Date:** This will be a one-day retreat on Saturday, August 24<sup>th</sup>.

Doors will open at 8:30 a.m. with the first clue being handed out at 9:00 a.m. We will sew until clean-up at approximately 3:45 p.m. (If you arrive after 9:00 a.m. – you will start when you arrive).

**New Location:** Due to room constraints at our regular location, we will be holding the retreat at:

Messiah Lutheran Church  
4861 Liverpool St. (corner of Yorba Linda Blvd., and Liverpool)  
Yorba Linda

(A special thanks to Lin Baesler for helping us source out this location.)

Fee to Participate: \$80.00 – This includes your pattern, morning coffee, lunch, door prizes, and instructor.

All the fun will be at no additional charge

This event fills quickly so plan to sign up soon. Jill (workshop chair) will be taking signups at the general meetings until all spots are filled.

Hope to see you there. Rita Jones



# Philanthropy



August 2024

We were out recently delivering the quilts, pillowcases and placemats to our donation sites. And as always, the recipients were so grateful for all you do.

Below you will see the information on the Christmas Stocking and how to win the Red tool chest below. Also information on the Fabric Sale in February 2025- More to come.

**Donations and Completed Projects:** Please sign in when you turn in a project so we can celebrate you!

Tina Hawbaker	Helene Born	Dona Willson	Dolores Gilbert
Pat Melton	Becky Sproal	Phyllis Beam	Gail Mitchell
Mary Lou Ripper	Mary Fitzgerald	Ginny King	Eva Shimamura
Jill Ellert	Janice Anis	Kath Finch	The Newbies

**MARK your calendars: the next sew-in is July 25.**

Yorba Linda Presbyterian church: 19301 E Yorba Linda Blvd, Yorba Linda.

We have all kinds of projects for you to choose from – all the way from complete quilt kits – to simple strip kits and adding borders to an existing quilt to make it larger in size. Come when you can – leave when you must. BRING YOUR LUNCH and your sewing supplies.

Future Philanthropy sewing date are: Aug 22, Sept 26.



**Christmas Stockings:** Linda Boyle will be providing stocking kits at the each of the guild meetings. Each kit contains the makings for 4 stockings and instructions. Each time you turn in the kit with the completed stockings you will be entered into a raffle for a prize. The prizes will be drawn quarterly. If you make stockings with your own supplies you will also be entered into the raffle. The goal this year is 350 stockings.

**Fabric Sale:** the fabric sale will be in February 2025. Seems like a long way off but there are some things we need to ask of you. If you are going through your stash and other items related to quilting and sewing and you want to part with anything please start bringing it to the next meetings. We will be collecting this items. Remember all fabric needs to be at least a fat quarter. If you have scraps- lets talk. Thank you all.

**Big Success:** We will have a few quilt kits available that include a quilt top batting, and backing. We would love to have anyone with a long arm or a method they use to finish a quilt, to please take a quilt kit. If you have not done this before we can help you get started.

**Wants and Needs:** Donations of eyelet and flannel. The Threads of Love make burial gowns for infants who do not survive; and flannel blankets for babies.

**Batting donations:** small and large pieces.

**Yarn:** please bring to the guild meeting any yarn you may have that you would like to donate

Long arm or domestic quilters: to finish these wonderful quilt tops.

We are taking fabric donations: anything larger than a fat quarter, 100% cotton material, batting, completed quilt kits, precuts, quilting tools and supplies, fleece, orphan blocks.

Thanks to all of you from: Paulette, Rita, Tammy and Linda

## Nominating Committee 2024

This years Nominating Committee has approached a number of Guild members to serve this coming year 2024-2025. Below you will find the members that have stepped forward to serve. These candidates will be voted only the North Cities membership at the August meeting.

Presented below is the slate of officers for the 2024-2025 membership year:

President: Trudy Teshima

1st Vice-President: Susan Lee

2nd Vice-President, Future Programs: Norma Holland

2nd Vice-President, Current Programs: Jill Patterson

Secretary: Larissa Tan

Treasurer: Mary Fitzgerald

If there are any other persons that would like to participate please let the Guild President Trudy Teshima know.

## Membership Notes

Membership Renewal drive is well underway! We had 25 renewals in July! Please renew your membership for 2024-2025 renewal year. We will be having a drawing for a special prize at the end of our August meeting for those members that have turned in their renewal at our July and August meeting. The renewal membership fee is \$30.00 and \$25.00 for opportunity tickets. The total due of \$55.00 is payable with completed membership application form. We had 49 members in attendance at our August meeting and one guest. Just a Reminder to bring your name tag/membership card to the meeting for an additional door prize ticket.

When summer is gone  
Where will we be..  
Eating ice cream  
With North Cities Quilt Bee

Join us at our September meeting  
when we say goodbye to Summer & our Current Board Members

We will Welcome Fall Y'all &  
our New Board Members


Let's celebrate with an Old Fashion Ice Cream Root Beer Float Social



Special opportunity Autumn baskets, quilts, wall hangings, table  
runners will make this an extra special event

Opportunity Donations accepted at our July & August Guild meeting

BOM Sept 2024. (turn in at the Sept meeting)



Color 1 one 4-1/4" x 8-1/2" strip




Color 2 needs: one 1-1/2" x 6" strip



Color 3 one 4-1/4" square



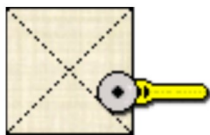
Color 4 one 4-1/4" square AND one 3-1/2" x 14" strip AND one 1-1/2" x 7-1/2" strip



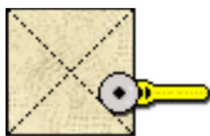
Cut Color 1 4-1/4" x 8-1/2" strip into two 4-1/4" squares. Stack these and cut them in half along both diagonals to make eight quarter square triangles



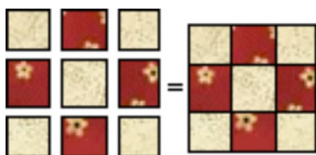
Cut Color 2 1-1/2" x 6" strip into four 1-1/2" squares



Cut the Color 3 4-1/4" square in half along both diagonals to make four quarter square triangles



Cut Color 4 4-1/4" square in half along both diagonals to make four quarter square triangles. Then cut the Color 4 3-1/2" x 14" strip into four 3-1/2" squares. Lastly, cut the Color 4 1-1/2" x 7-1/2" strip into five 1-1/2" squares



Using a scant 1/4" seam allowance (now and throughout the block making) sew the five Color 4 and four Color 2 1-1/2" squares together into a nine patch unit. This should measure 3-1/2"



Sew four Color 4 quarter square triangles to four Color 1 quarter square triangles, and press seams to the darker side. Repeat this with four Color 3 quarter square triangles and the remaining four Color 1 quarter square triangles. Sew a Color 4/Color 1 pieced triangle to a Color 3/Color 1 pieced triangle, pressing seams to one side. Repeat this to make four of those units in total. These should also measure 3-1/2"



Now lay out all of the block's units, with the Color 4 3-1/2" squares as corner units. Sew three horizontal rows, and then join the rows to complete the block

## From the Parliamentarian:

Elections: The slate of candidates was announced at the July general meeting, but there has been a change. Here is the current slate. Committee member Paulette Fletcher will conduct the election at our July meeting.

President: Trudy Teshima

1st Vice-President: Susan Lee

2nd Vice-President, Future Programs: Norma Holland

2nd Vice-President, Current Programs: Jill Patterson

Secretary: Larissa Tan

Treasurer: Mary Fitzgerald

I want to thank Linda Boyle and Paulette Fletcher for their participation on the Nominating Committee. I especially want to thank our executive Board and Committee Chairs and Members who have stepped up and accepted positions integral to our guild. The events, activities, and creative opportunities that we offer members are only possible due to the efforts of these volunteers.



Bylaws: The Bylaws committee, consisting of Judie Dee, Rita Jones, Gail Mitchell, Martha Ruiz, and Trudy Teshima in her Ex-Officio position, examined the bylaws with a critical eye. A summary of proposed changes will be sent out to all members. Please take a look at them before we vote. Many of the changes were to correct inconsistencies in terminology and grammatical errors and to place items in a more coherent sequence. Our Bylaws are a living document and require updating as our Guild evolves. I appreciate the hard work and excellent suggestions of each committee member. Thank you!

## Upcoming Programs:



There are still a few spaces left in Rita's August Mystery Workshop. Please contact Rita directly if you are interested and to receive the cutting instructions and the first clue. Diamonds Are a Girl's Best Friend—don't miss out on this!

Our next workshop is Scrappy Applique in October. The workshop will be on Saturday and the material list is now available. Kristie Naranjo specializes in bringing out your inner creative, how to make a project uniquely yours, and time management to help you complete your project quickly. This will be a fun and different technique.



## July Door Prize Winners

#	Prize	Prize From	Winner
1	\$15 Gift Card	Mel's Sewing & Fabric Center	Shelly McGuine
2	\$10 Gift Card	Orange Quilt Bee	Janice Ansell
3	\$10 Gift Card	Orange Quilt Bee	Susan Rolfsen
4	Box of Madeira Thread	Sewing Center of Orange County	Becky Sproal
5	Red & Purple Fat Quarters	Sewing Center of Orange County	Betty Ann Lawson
6	Fabric Clips	Sewing Center of Orange County	Allen Gilbert
7	Jelly Roll Dark Solids	NCQG	Gail Mitchell
8	Batik Roll	NCQG	Sauni Rae Dain
9	Floral Fat Quarters	NCQG	Martha Ruiz
10	Fat Quarter Stack	NCQG	Pat Walker
11	Bright Fat Quarters	NCQG	Beth Stiel
12	Admission to Orange Grove Quilt Show \$10	Orange Grove Quilt Guild	Carol Rangel

# NCQG Bits & Pieces 2023-2024

A great way to use up those scraps, especially your 2 1/2" strips. Participate just one month or every month. Months we are dark you can also make blocks and turn them in the month before or after.

Make 7 blocks. One to keep and 6 to exchange.

For questions text: Tina Hawbaker 562-708-1188

Color pallet: **WHITE or WHITE ON WHITE background** & medium to dark print for the spools

## Calico Spools


This makes a 6" finished block.


6" + 1/4 in seam allowances on all sides= 6 1/2 inch square



Please abide by the [Terms and Conditions of use!](#) :o)

### \*\* Supplies List \*\*

 medium or dark print One 2-1/2" x 6-1/2" rectangle AND one 2-1/2" x 10" strip

 **WHITE or WHITE ON WHITE** One 5" x 6-1/2" rectangle


### \*\* Preparing the Pieces and Sewing the Block \*\*



Cut the print fabric 2-1/2" x 10" strip into four 2-1/2" squares...



Then cut the **white** fabric 5" x 6-1/2" rectangle into two 2-1/2" x 6-1/2" rectangles...



To make the side units, place a Color 1 square right sides together atop the left and right ends of a Color 2 rectangle, with outer edges aligned. (I show them staggered here just so you can see what fabric pieces I mean) On the back of the squares lightly mark the diagonal. Sew ON this diagonal marking. Cut off the excess seam allowance. Press the remainder towards the triangle. Make two of these. They should measure 2-1/2" x 6-1/2" when completed...



Now lay out all units as shown at left. Stitch together using a scant 1/4" seam. Press seams to center, and you are all done! Nice and Easy! :o) Square should be 6 1/2"

©August 16 2006 Marcia Hohn



Traditional Block

<http://www.quilterscache.com>

## Calico Spools - Page 2



<---Here's Michele's!

No quilt drawing to show for this one...it would make a great border block, or use it with other Sewing/Quilting themed projects! Or...



Here's Michele's block in straight settings



...or with alternate blocks flipped

Happy Quilting Folks!

Marcia :o)

[To the Patterns](#) or [The Quilter's Cache](#)

©August 16 2006 Marcia  
Hohn



Traditional Block

<http://www.quilterscache.com>

## NCQG Member Workshop Sign-Up Sheet 2023—2024



\_\_\_\_\_ August 23 & 24  
Rita's Mystery Quilt  
Workshop Fee: \$80



\_\_\_\_\_ November 2  
Kristie Naranjo  
Scrappy Applique

Please check the workshops you wish to sign up for. Workshops must be paid for before you can be put on the list. Workshop fees are \$35 unless otherwise noted. Workshop fees may be refunded, minus a \$10 service fee, if the 2nd VP, Current Programs, is notified at least 24 hours in advance.

\*\*\*\*Workshop theme is subject to change and will not be refunded.\*\*\*\*

Kit and Material fees are to be paid to the instructor at the workshop.

You will be notified if one of your chosen workshops is full and you are put on the waiting list. If you are put on the waiting list, you will be refunded your payment and payment will be due only if space becomes available to you.

For questions contact: Jill Patterson cell: 714-272-0340 email: [jillpatterson@yahoo.com](mailto:jillpatterson@yahoo.com)

Payments can be made:

- In person at the guild meetings
- Online using PayPal
- By mail. Notify Jill Patterson by cell or email AND mail payment to:

North Cities Quilt Guild  
Attn: Mary Fitzgerald, P.O. Box 376, Yorba Linda, CA 92885-0376



# Hospitality

Please bring refreshments beginning with the last names  
"T-U"

**\*\*Remember to keep the hall  
Peanut Free\*\***

DONA WILLSON	Aug 01
KIM BECKLEY	Aug 03
SUSAN LEE	Aug 05
GINA WHITELAW	Aug 07
CALI SANTAMARIA	Aug 08
DOREEN JOB	Aug 10
RITA MANGUS	Aug 11
LINDA SCHAAL	Aug 21
JOANNE BURKHART	Aug 22
DIANE WILKINSON	Aug 24
JOANNE ALLEN	Aug 27
CAROL RANGEL	Aug 27
SANDY BROWN	Aug 28
KAREN THOMAS	Aug 28

## Bring and Do...

- \* Do Come in Early and Sign in
- \* Do Wear a Smile
- \* Bring a Friend or Two
- \* Do Wear your Name Tag
- \* Bring your Block of the Month
- \* Do Greet Someone New
- \* Bring your Bits 'N Pieces Blocks
- \* Bring those Beautiful Quilts for Show and Tell

# Show & Tell

<b>Pieced and Quilted by</b>	Sauni Rae Dain
<b>Size of Quilt</b>	Wall
<b>Colors in Quilt</b>	Children's drawings, primary colors
<b>Name of Quilt</b>	"Our Favorite Things"
<b>UFO (Month and Year Started)</b>	April 2021
<b>Description</b>	
Quilt blocks illustrated by my third graders showing a favorite thing about our class. They hand stitched the sashing strips. I put the strips and blocks together and the quilting.	



<b>Pieced and Quilted by</b>	Sauni Rae Dain
<b>Size of Quilt</b>	Wall
<b>Colors in Quilt</b>	Multi light/dark with gold/yellow
<b>Name and/or Pattern of Quilt</b>	Eagle
<b>Class (Instructor/Location)</b>	Grace Erea
<b>Description</b>	
Raw edge applique with Bald Eagle face.	



<b>Pieced and Quilted by</b>	Sauni Rae Dain
<b>Size of Quilt</b>	Wall
<b>Colors in Quilt</b>	Orange, teal, green
<b>Name and/or Pattern of Quilt</b>	Solitary Sea Dragon
<b>Description</b>	
Raw edge applique of a Sea Dragon in a kelp bed.	

<b>Pieced and Quilted by</b>	Renee Spielman
<b>Size of Quilt</b>	Lap
<b>Colors in Quilt</b>	Moose/Christmas tree
<b>Description</b>	
Received material from Hoffman Tour.	



<b>Pieced and Quilted by</b>	Renee Spielman
<b>Size of Quilt</b>	Lap
<b>Colors in Quilt</b>	Pastels
<b>Name and/or Pattern of Quilt</b>	Patchwork "quilt as you go"

<b>Description</b>	
Pastel squares/flowers with quilt as you go	



<b>Pieced by</b>	LaBerta Malone
<b>Quilted by</b>	Marcia Pittman
<b>Colors in Quilt</b>	Blacks and brights
<b>Name and/or Pattern of Quilt</b>	Memory
<b>Description</b>	
BOM from previous years. Put it aside and found it unbound. So did the binding, finally. Yea!	





<b>Pieced and Quilted by</b>	Gail Mitchell
<b>Size of Quilt</b>	55" x 78"
<b>Colors in Quilt</b>	Scrappy—red, green, blue, brown, gold
<b>Name of Quilt</b>	Rustic Memories
<b>Class (Instructor/ Location)</b>	LeeAnn Silvers
<b>UFO (Year Started)</b>	Started in her class, maybe around 2010?
<b>Description</b>	
I started this in a class with LeeAnn Silvers, maybe around 2010. I don't know the name of the block and don't know when I completed the top, but it feels great to have it done. I used a roll of "Borders Made Easy" paper for quilting the border.	



<b>Pieced by</b>	Dona Willson
<b>Quilted by</b>	Cindy Kruse
<b>Size of Quilt</b>	Full
<b>Colors in Quilt</b>	Red, White & Blue
<b>Name and/or Pattern of Quilt</b>	Friendship Sampler
<b>UFO (Year Started)</b>	Started in 2019
<b>Description</b>	
Goin' to Pieces friendship group swap for Christmas 2019. Also, I received blocks for my birthday. A sampler was shown in 2023 at our guild meeting. So I took blocks I had and made a few more to have a quilt top by the end of the week.	





<b>Pieced by</b>	Norma Holland
<b>Quilted by</b>	Cathy Sandhoefer
<b>Size of Quilt</b>	Queen
<b>Colors in Quilt</b>	Brown and Blue
<b>Name and/or Pattern of Quilt</b>	Zach's Wolf Quilt
<b>Description</b>	
Family cruise to Alaska. Grandson Zach chose a panel he liked. My design plus two pillowcases.	



<b>Pieced by</b>	Norma Holland
<b>Quilted by</b>	Cathy Sandhoefer
<b>Size of Quilt</b>	Lap
<b>Colors in Quilt</b>	Kaffe—Yellow background.
<b>Name and/or Pattern of Quilt</b>	Fireworks among the Houses
<b>Class (Instructor/ Location)</b>	Lori Alison
<b>Description</b>	
Purchased pattern and fabric at Quilting in the Desert retreat.	



<b>Pieced and Quilted by</b>	Sandy Brown
<b>Size of Item</b>	Lap
<b>Colors in Item</b>	Bright colors/ Kaffe
<b>Name and/or Pattern of Quilt</b>	Summer Village
<b>Class (Instructor, location)</b>	Quilt retreat in Rancho Mirage
<b>UFO (Mo &amp; Year Started)</b>	July 2023
<b>Description</b>	
Kit from retreat.	



<b>Pieced by</b>	Betty Ann Lawson
<b>Quilted by</b>	Charmella Secrest
<b>Size of Quilt</b>	Lap
<b>Colors in Quilt</b>	Pink, Red, Green and White
<b>Name and/or Pattern of Quilt</b>	Summer in the Park
<b>Class (Instructor, location)</b>	Missouri Start Tutorial
<b>UFO (Mo &amp; Year Started)</b>	2012

<b>Description</b>	
This quilt was an inspiration from Missouri Star tutorial on YouTube. Found a set of fun fat quarters at Tuesday Morning. Those fabrics were an inspiration!	

## July Philanthropy Quilts



## July Philanthropy Quilts From Newbies Friendship Group



# County Fair Pictures



Certificate of Appreciation



# Guild Meetings (Overview)

We meet on the fourth Monday of each month, January through November (dark in December and May), at the:

**Placentia Presbyterian Church, in Key Center.  
849 North Bradford, Placentia, CA 92870**

6:30pm - Social time, refreshments, library, opportunities, block exchange and more

7:00pm - Welcome, Business Meeting, Program, Show and Tell and Door prizes and other drawings

Monday August 26th	Patchwork Stars	August 23rd & 24th	Rita's Mystery Quilt Workshop Fee: \$80
-----------------------	-----------------	--------------------	--

# SPONSORS



*Pebble Gilb & Lisa Wiltse, Owners*

**714-639-3245**  
 628 E. Katella Ave., Orange, CA 92867  
[www.orangequiltbee.com](http://www.orangequiltbee.com)  
 email: [oqbshop@orangequiltbee.com](mailto:oqbshop@orangequiltbee.com)  
 Hours: Mon-Thu: 10-8, Fri-Sat: 10-5, Sun: 12-4

**BERNINA**  
*made to create*

**Mel's Sewing & Fabric Center**

**ANAHEIM**  
 1189 N. Euclid St. 92801  
 714.774.3460

**TUSTIN**  
 600 E. First St. 92780  
 714.669.0583

*FOR THE LOVE OF SEWING*

**Family Owned & Operated Since 1956**  
**Sales & Repair**  
**Authorized BERNINA & Baby Lock Dealers**

---

Quilting, Embroidery and Sergers Machines  
 100% Cotton Fabric, Notions and Accessories  
 We now offer Guild Members a 10% Discount.

Our classes and clubs can be found online at [www.melssewing.com](http://www.melssewing.com) or  
 contact us at [info@melssewing.com](mailto:info@melssewing.com).

**M&L FABRICS**  
**DISCOUNT STORE**

3430 W. Ball Road, Anaheim, California, 92804  
 (714) 995-3178 Fax (714) 995-5309

<b>20% OFF</b> Simplicity • Vogue McCall's • Butterick & Kwik Sew Patterns	<b>HOURS</b> Mon.-Fri. 9-7 Sat. 10-6 Sun. 12-5	<b>20% OFF</b> Ribbons • Notions Buttons • Zippers • Threads •
---	---	---

**BE Sew Bizzy**  
 Embroidery & Quilting  
 Classes - Supplies - Service

Betty Elliot  
 Owner

---

12752 Valley View Street #B Garden Grove, CA 92845  
 562.760.5462

[besewbizzy@yahoo.com](mailto:besewbizzy@yahoo.com)  
[www.besewbizzy.com](http://www.besewbizzy.com)



**COTTON GIN FABRIC**

411 E. State Street  
 Redlands, CA 92373  
 (909) 963-5610  
[www.cottonginfabric.com](http://www.cottonginfabric.com)  
 Follow us on Facebook 

## Note

Do you have something you would like included in the newsletter? Let me know! All articles should be submitted by the 5th of the month. Please submit to: [j.marcia@gmail.com](mailto:j.marcia@gmail.com)