

**North Cities
Quilt Guild
August BOM
2020 [Butterfly
Block]**

(Make up to 5 blocks and
receive a ticket for each



block)

Fabric and Cutting Instructions:

Green- Color 1: Cut 8 1 2" strip x 18 "

Yellow-Color 2: Cut 8 squares 3 x 3" and cut these squares diagonally

Cut 2 squares 5x5 "


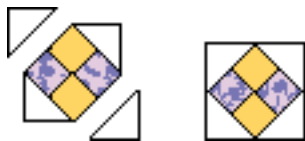
Sunflower- Color 3: Cut 1 2" strip

Cut 2 squares 5 x 5 "

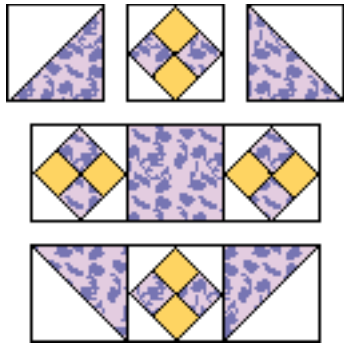
Cut 1 square 4 1/2 x 4 1/2"

Sewing:

Sew the Green and Sunflower strip together. Press in direction of sunflower fabric. Cut into 8 - 2" segments. Sew these segments together making 4- 4 patch blocks. Sew the yellow fabric triangles on each side of the 4 patch.



Place the 5 x 5 squares from yellow and sunflower fabric right sides together. Draw a line diagonally and sew 1/4 " from line on either side of line. Cut along line and press toward the sunflower fabric.



Final assembly:

Paulette Fletcher 714 300-3531