


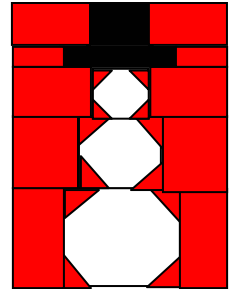
JANUARY SNOWMAN

Calendar Quilt Blocks

Fabric: Use good quality, 100% cotton, pre-washed fabrics. Choose a blue patterned fabric for the Background, a white-on-white fabric for the snowman's Body, and a solid black for the snowman's Hat. Finished block is 8" x 12".

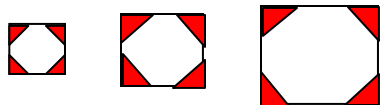
Cutting Instructions

1. Hat fabric: Cut **one** $2 \frac{1}{2}" \times 3 \frac{1}{4}"$ and **one** $1" \times 5"$. 
2. Background fabric:
 - a. Cut **two** - $2 \frac{1}{2}" \times 3 \frac{1}{8}"$
 - b. Cut **two** - $1" \times 2 \frac{1}{4}"$
 - c. Cut **two** - $2 \frac{3}{4}" \times 3 \frac{3}{8}"$
 - d. Cut **two** - $3 \frac{3}{4}" \times 2 \frac{3}{4}"$
 - e. Cut **two** - $4 \frac{1}{2}" \times 2 \frac{1}{4}"$
 - f. Cut **four** - $1"$ squares
 - g. Cut **four** - $1 \frac{1}{2}"$ squares
 - h. Cut **four** - $1 \frac{3}{4}"$ squares
3. Snowman Body fabric: Cut **one** $2 \frac{3}{4}"$ square, **one** $3 \frac{3}{4}" \times 4"$, and **one** $4 \frac{1}{2}" \times 5"$.



Assembly Instructions:

4. "Snowball" the three sets (f), (g), and (h) of Background squares to the 3 Body pieces.



5. Referring to (diagram 7), assemble the pieces into rows. The pieces cut in steps 2a-2e go in order for rows 1-5. Join the pieces in each row. Press seams to the background fabrics. Finished rows should look like those in (Diagram 8). Stitch the rows together, press.

Diagram 7

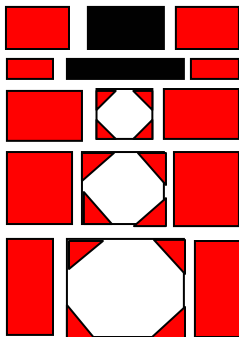
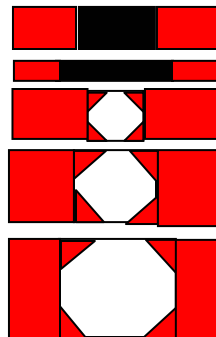


Diagram 8



BOM Co-Chairs:

Judy Stumpf & Fran Mathews

Make as many blocks as you would like! Use up that stash fabric. You will receive a ticket for each block turned in. This will give you a chance to win a nice collection of blocks. Each month whoever participates will have their name entered into a drawing at the end of the year. This drawing will be for an entire collection of the 12 Calendar Blocks from the year! Good luck!!! SORRY, there can only be one win per person per month.
[Judy Stumpf at 714.996.0963](tel:714.996.0963) or [Fran Mathews at 714.870.4187](tel:714.870.4187)